

HOPKINS COUNTY

2012

BUDGET

FOR THE

YEAR BEGINNING OCTOBER 1, 2011

COMMISSIONERS COURT

Chris Brown, County Judge
Beth Wisenbaker, Commissioner Precinct 1
Mike Odell, Commissioner Precinct 2
Don Patterson, Commissioner Precinct 3
Danny Evans, Commissioner Precinct 4

ADMINISTRATIVE STAFF

Dusty Rabe, County Attorney
Suzanne Bauer, County Auditor
Debbie Shirley, County Clerk
Debbie Jenkins, County Tax Assessor/Collector
Treva Watson, County Treasurer

Approved September 19, 2011


STATE OF TEXAS)(

COUNTY OF HOPKINS)(

AN ORDER ADOPTING BUDGET FOR THE FISCAL YEAR 2012

On this the 19th day of September, 2011, the Commissioner's Court of Hopkins County, Texas does hereby approve this budget with the amounts as listed on the following pages. All expense budgets are approved on a departmental and fund basis.


APPROVED this the 19th day of September, 2011


Beth Wisenbaker, Commissioner Precinct 1


Mike Odell, Commissioner Precinct 2


Don Patterson Commissioner Precinct 3


Danny Evans, Commissioner Precinct 4


Chris Brown, County Judge

BUDGET CERTIFICATE
HOPKINS COUNTY

Budget Year October 1, 2011 to September 30, 2012

STATE OF TEXAS *

COUNTY OF HOPKINS *

We Chris Brown, County Judge, and Suzanne Bauer, County Auditor of Hopkins County, Texas do hereby certify that the attached budget is a true and correct copy of the budget of Hopkins County, Texas for the period October 1, 2011 through September 30, 2012, as passed and approved by the Commissioners' Court of Hopkins County, Texas on the 19th day of September, 2011, as the same appears on file in the office of the County Clerk of Hopkins County.



COUNTY JUDGE



COUNTY AUDITOR

STATE OF TEXAS *

COUNTY OF HOPKINS *

I, Debbie Shirley, County Clerk of Hopkins County, Texas, and Ex-Officio Clerk of the Commissioners' Court, do hereby certify that the above and foregoing is true and correct as reflected by the records in my office.

Given under my hand and seal of office in Sulphur Springs, this 19th day of September, 2011.




COUNTY CLERK


BUDGET APPROVAL

HOPKINS COUNTY

The Commissioner's Court of Hopkins County, Texas does hereby approve this budget with an overall tax rate of .560575 and budget amounts as listed on the following pages. All expense budgets are approved on a departmental and fund basis.



Chris Brown, County Judge



Beth Wisenbaker, Commissioner Precinct 1



Mike Odell, Commissioner Precinct 2



Don Patterson Commissioner Precinct 3



Danny Evans, Commissioner Precinct 4

HOPKINS COUNTY, TEXAS
2012 ANNUAL BUDGET
TABLE OF CONTENTS

	Page #
Table of Contents	i-ii
Budget Amendment Policy	1-3
Budget Summary	4
Tax Rate Summary	5
Approved Personnel Positions	6-7
Statement of Indebtedness	8
General Fund:	
<u>Revenues:</u>	
010-3xx General Fund	9-10
<u>Expenditures:</u>	
10-400 County Judge	10
10-401 County Administration	10
10-402 Risk Management	11
10-403 County Clerk	11
10-405 Veterans Service	11
10-409 Non-Departmental	11-12
10-426 County Court At Law	12
10-435 8th Judicial District Court	12
10-436 62nd Judicial District Court	13
10-450 District Clerk	13
10-451 Justice of the Peace Precinct 1	13
10-452 Justice of the Peace Precinct 2	14
10-475 County Attorney	14
10-490 Elections	14
10-495 County Auditor	15
10-497 County Treasurer	15
10-499 County Tax assessor Collector	15
10-503 Information Systems	16
10-510 Building Maintenance	16
10-540 Volunteer Fire Department	16
10-543 Hopkins County Fire Department	16-17
10-551 Constable Precinct 1	17
10-552 Constable Precinct 2	17
10-560 County Sheriff	18
10-561 DPS/Parks & Wildlife	18
10-562 Dispatch	18-19
10-563 County Jail	19
10-564 Prisoner Extradition	19
10-580 Juvenile/Adult Probation Building	19-20
10-590 Enviornmental	20
10-665 Extension Service	20-21
10-700 Transfers	21

HOPKINS COUNTY, TEXAS
2012 ANNUAL BUDGET
TABLE OF CONTENTS

		Page #
Special Revenue Funds:		
11	Record Management	22
12	Civic Center Hotel/Motel Tax	23
13	Child Abuse Prevention	24
14	Court Record Archive	25
15	Civic Center	26
16	Justice of the Peace Computer Technology	27
17	District Attorney	28
18	Law Library	29
19	Record Preservation DC/CC	30
20	Courthouse Security	31
21	Justice Court Security	32
22	HAVA/Elections	33
23	Co. Clerk & District Clerk Techology	34
24	Precinct 1 Rent House	35
25	Road & Bridge Maintenance	
	Road and Bridge Revenue	36
	Road and Bridge Precinct 1	36
	Road and Bridge Precinct 2	36-37
	Road and Bridge Precinct 3	37
	Road and Bridge Precinct 4	37-38
26	Road & Bridge Special Maintenance	39
27	Farm To Market Special	40
29	County Clerk Archive Fund	41
60	Debt Service	42
71	Courthouse Restoration	43
72	Civic Center Horse Pavilion	44
74	Bond Issue 2007	45
80	Sheriff Federal Forfeiture	46
86	Sheriff Drug Forfeiture	47
88	County Attorney Check Collection Fee	48
89	District Attorney Check Collection Fee	49
92	8th Judicial District Juvenile Probation	50

HOPKINS COUNTY 2012 BUDGET AMENDMENT POLICY

Hopkins County Policy allows a Department Head, Appointed or Elected Official or his/her designees to request budget amendments throughout the fiscal year as follows:

❖ **BUDGET AMENDMENT STATUTE:**

Pursuant to Local Government Code Section 111.070 the Commissioner's Court may spend county funds only in strict compliance with the budget. The Commissioner's Court by order may amend the budget to transfer an amount budgeted for one item to another budgeted item without authorizing an emergency expenditure.

1. ROUTINE BUDGET AMENDMENTS:

Transfers may be made up to \$2000 (cumulative total for Intra-Departmental Operating Transfers for the fiscal year) between operating line items and between budgeted capital items within an individual departmental budget. This type of amendment will be presented on the Commissioner's Court regular agenda item for Intra-Departmental Operating Transfers. The amendment summary will be sent to each member of the Commission's Court and other affected departments three working days prior to the actual Commissioner's Court meeting. When a line item will be increased or decreased by more than \$2000 (cumulative total for Intra-Departmental Operating Transfers for the fiscal year).

2. NON-ROUTINE BUDGET AMENDMENTS:

Inter-Departmental- Any amendment which moves funds from one elected official or department heads budget to another elected official or department heads budget must be presented to Commissioner's Court for consideration and action.

Inter-Fund- Where permitted by law, any amendment which moves funds from one fund to another fund must be presented to Commissioner's Court for consideration and action.

Personnel- Requests to transfer funds from any salary or benefit account are allowed for the specific purpose of salary related expenditures such as contract labor. Budget amendment requests for capital and operating accounts from personnel line items are allowed if there are no other funds available in the department's budget and the Commissioner's Court deems it to be necessary.

Capital- Any request for additional capital equipment must be justified and specified in detail with cost estimates. Requests to utilize excess funds from the purchase of capital equipment for additional items not included in the adopted budget or substitution of one item for another also requires approval from the Commissioner's Court. Surplus funds in a budgeted capital item can be used for Intra-Departmental Operating Transfers with Commissioner's Court approval.

Computers- Any request for computer equipment requires a written recommendation from the Manager of Information Systems when submitting Request for Budget Amendment form to the Auditor's Office.

Employee Positions- New employee positions cannot be created without Commissioner's Court consideration and action. Creation of a new position within a departmental budget will require that the Commissioner's Court declare an emergency unless the actual line item under which that new position would be categorized currently exists within that specific budget. New employee requests outside of the budget process must include substantial written justification for that position.

Employee Vacancy- When a vacancy occurs, the department head or elected official must notify the County Judge immediately; an action item for the position will be placed on the next available Commissioner Court agenda. (Fire Dept., Sheriff Deputies, and Jail Department are excluded from this provision).

New Line Items- Creation of a new line item that has not been previously created for the specific department will require that the Commissioner's Court declare an emergency in order to establish a new line item.

❖ **EMERGENCY BUDGET AMENDMENT STATUTE:**

Pursuant to Local Government Code, Section 111.070 (b), the Commissioner's Court may authorize an emergency expenditure as an amendment to the original budget only in a case of grave public necessity to meet an unusual and unforeseen condition that could not have been included in the original budget through the use of reasonably diligent thought and attention.

❖ **REVENUE BUDGET AMENDMENT STATUTE:**

Pursuant to Local Government Code, Sections 111.0705 through 111.0708, when revenues not included in the original budget are received, such as proceeds of bonds or other obligations, grant or aid money, revenue from intergovernmental contracts, and pledging revenue as

security for bonds and other obligations, a budget amendment is required to expend those funds. The adopted countywide budget will increase, however the revenue will balance the expenditure. This type of amendment must be submitted to Commissioner's Court for consideration and action.

❖ **RESTRICTED LINE ITEM TRANSFERS:**

Certain line items have restrictions which are only allowed for specific purposes:

1. The sheriff may do routine line item transfers between the Sheriff's Department (010-560), Dispatch (010-562), Extradition (010-564) and Jail (010-563).
2. General Fund Contingency Line (010-401-490); funds may be transferred by Hopkins County Commissioner court vote to any other general fund line that exists in the budget at their discretion, including existing personnel lines where there was no initial budget.

❖ **PROCEDURES:**

1. Any request for a budget amendment must be justified and submitted to the Auditor's Office 7 days prior to Commissioner's Court in order to be placed on the agenda.
2. Budget Amendment transfer authorization may be delegated by the Elected/Appointed Official to other employees. Notification of signature authority must be on file in the Auditor's Office before requests are accepted.
3. The Commissioner's Court reserves the right on a case by case basis, where legally permissible, to curtail a department's right to make Intra-Departmental Operating Transfers if the budget transfers appear to be making a programmatic change that was not approved by the Commissioner's Court in budget hearings or if the financial condition of the department and/or the County warrants such a curtailment.
4. Copies of approved Budget Amendments will be sent to the appropriate department(s) after the amendment is posted. The Auditor's Office is responsible for posting budget amendments and line item transfers on the financial computer system once the request have been approved by the Commissioner's Court.

BUDGET SUMMARY PROJECTED REVENUES & EXPENDITURES

OCTOBER 1, 2011 - SEPTEMBER 30, 2012

#	FUND	ESTIMATED BEGINNING FUND BAL.	TAXES	FEES AND OTHER INCOME	TRANSFERS	TOTAL RESOURCES	EXPENDITURE	ESTIMATED ENDING FUND BAL.
10	General	1,130,000	7,044,710	1,895,999	(489,240)	9,581,469	(8,457,967)	1,123,502
25	Road & Bridge	438,000	2,166,587	803,500	500,000	3,908,087	(3,460,000)	448,087
26	R & B Special	15,000	249,931	500	(250,000)	15,431		15,431
27	Farm to Market	15,000	249,157	500	(250,000)	14,657		14,657
60	Debt Service	50,000	564,860	4,000	61,835	680,695	(661,890)	18,805
Total Tax Funds		1,648,000	10,275,245	2,704,499	(427,405)	14,200,339	(12,579,857)	1,620,482
11	Record Manage.	10,000		32,944		42,944	(39,826)	3,118
12	Civic Center HMT	30,000		200,030	(150,732)	79,298	(49,268)	30,030
15	Civic Center	(100,000)		240,589	275,000	415,589	(519,800)	(104,211)
72	Civic Center Pavillion	(118,000)			20,000	20,000		(98,000)
13	Child Abuse Prevention	1,200		410		1,610	(1,610)	-
14	Court Record Archive	8,000		4,550		12,550	(12,050)	500
16	JP Technology	2,500		9,555		12,055	(11,337)	718
17	District Attorney	23,000		96,680	201,252	320,932	(305,984)	14,948
18	Law Library	(15,000)		24,000		9,000	(20,000)	(11,000)
19	Record Preservation	50,000		23,500		73,500	(70,407)	3,093
20	Courthouse Security	(12,000)		19,000	5,000	12,000	(23,479)	(11,479)
21	Justice Court Security	8,500		4,575		13,075	(8,500)	4,575
22	Voting Equipment	14,500		6,575		21,075	(20,278)	797
23	CC/DC Tech Fund	700		550		1,250	(1,250)	-
24	Precinct #1 Rent Property	-		7,520	(6,103)	1,417	(1,417)	-
29	County Clerk Archive	50,000		26,100		76,100	(70,000)	6,100
71	Courthouse Restoration	10,000		1,025		11,025	(11,025)	-
74	Courthouse Annex Bldg	344,667				344,667	(344,667)	-
92	Juvenile Probation	19,000		81,391	82,988	183,379	(163,414)	19,965
Total Operating		327,067	-	778,994	427,405	1,651,466	(1,674,312)	(140,846)
80	SO Federal Forfeiture	1,800		1,800			(1,800)	-
86	SO Drug Forfeiture	3,700				3,700	(3,700)	-
88	CA Check Collection	8,100		10,200		18,300	(15,936)	2,364
89	DA Check Collection	225				225		225
Total Trust Funds		12,025	-	10,200	-	22,225	(19,636)	2,589
Total All Funds		1,987,092	10,275,245	3,493,693	-	15,874,030	(14,273,805)	1,482,225

HOPKINS COUNTY
ESTIMATED TAX REVENUE

Fiscal Year 2012

TOTAL VALUATION - \$1,552,581,259	VALUATION	LIMIT	AMOUNT
GENERAL, ROAD & BRIDGE, AND DEBT SERVICE FUNDS	.528325/\$100	.80/\$100	8,202,675
ROAD AND BRIDGE SPECIAL MAINTENANCE FUND	.016150/\$100	.15/\$100	250,742
FARM TO MARKET SPECIAL FUND	.016100/\$100	.30/\$100	249,966
TOTAL GROSS CURRENT TAXES	.560575/\$100	1.25/\$100	8,703,382
UNCOLLECTIBLE CURRENT TAXES (4%)			<u>(348,135)</u>
TOTAL NET CURRENT TAXES			8,355,247
NET DELINQUENT TAX REVENUE			170,000
PENALTY AND INTEREST REVENUE			<u>150,000</u>
TOTAL ESTIMATED NET TAX REVENUE FOR FISCAL 2012			<u><u>8,675,247</u></u>

GROSS CURRENT TAX REVENUE PER FUND (@\$100 VALUATION)

2011-2012

TAX YEAR FISCAL YEAR	2001	2002	2003	2004	2005	2006	2007	2008	2009	2010	2011	2012	Tax Dollars Per Fund	% Of Total
	2002	2003	2004	2005	2006	2007	2008	2009	2010	2011	2012			
FUND														
General	.2620	.2830	.3015	.3120	.3120	.302075	.3020	.3288	.366759	.367980	.351825	.351825	\$ 5,462,369	62.76%
R & B Maintenance	.1472	.1530	.1515	.1515	.1525	.1525	.1525	.1525	.136500	.123500	.140000	.140000	2,173,614	24.97%
R & B Special	.0280	.0280	.0295	.0270	.0270	.0270	.0270	.0162	.017200	.017200	.016150	.016150	250,742	2.88%
Farm to Market	.0393	.0400	.0280	.0280	.0280	.0280	.0280	.0170	.016000	.016000	.016100	.016100	249,966	2.87%
Debt Service	.0185	.0290	.0320	.0240	.0230	.032925	.0330	.0455	.023541	.040780	.036500	.036500	566,692	6.51%
	.4950	.5330	.5425	.5425	.5425	.5425	.5425	.5600	.560000	.565460	.560575	.560575	\$ 8,703,382	1.00

**HOPKINS COUNTY 2012
APPROVED PERSONNEL POSITIONS**

<u>Department</u>	<u>Job Title</u>	<u>Qty</u>	<u>Full Time/Part Time</u>
<u>County Judge</u>	Secretary	1	FT
<u>County Clerk</u>	Chief Deputy	1	FT
	Clerks	4.5	FT
<u>Veterans</u>	Officer	1	FT
<u>County Court at Law</u>	Court Coord/Bail Bond	1	FT
<u>District Court 8th</u>	Court Coordinator	1	FT
	Court Reporter	1	FT
<u>District Court 62nd</u>	Court Reporter	1	FT
<u>District Clerk</u>	Chief Deputy	1	FT
	Clerks	5	FT
	Clerk	1	PT
<u>Justice of the Peace #1</u>	Chief Deputy	1	FT
	Clerk	1	PT
<u>Justice of the Peace #2</u>	Chief Deputy	1	FT
	Clerk	1	PT
<u>County Attorney</u>	Chief Deputy	1	FT
	Clerk	1.5	FT
<u>Auditor</u>	Chief Deputy	1	FT
	Assistant Auditor	1.5	FT
<u>Treasurer</u>	Clerk	0.5	FT
	Clerk	1	PT
<u>Tax Collections</u>	Chief Deputy	1	FT
	Clerks	4	FT
	Clerks	1	PT
<u>Information Systems</u>	Site Manager	1	Contract
<u>Building Maintenance</u>	Supervisor	1	FT
	Maintenance	1	FT
<u>Hopkins County Fire</u>	Chief	1	PT
	Firemen	4	FT
	Firemen	varies	PT
<u>DPS</u>	Clerk	1	FT

**HOPKINS COUNTY 2012
APPROVED PERSONNEL POSITIONS**

<u>Department</u>	<u>Job Title</u>	<u>Qty</u>	<u>Full Time/Part Time</u>
<u>Sheriff Department</u>	Chief Deputy	1	FT
	CID	4	FT
	Dare Officer	1	FT
	Patrol Lieutenant	1	FT
	Patrol Sargent	3	FT
	Patrol Deputy	14	FT
	Civil Process Officer	1	FT
	Clerk	2	FT
<u>Dispatch</u>	Supervisor	1	FT
	Dispatch	7	FT
<u>Jail</u>	Administrator	1	FT
	Chief Jailer	1	FT
	Jail Records	1	FT
	Jailers	21	FT
<u>Extradition</u>	Deputy	varies	PT
<u>Extension</u>	Agents	2	FT
	Secretary	1	FT
<u>Civic Center</u>	Manager	1	FT
	Secretary	1	FT
	Maintenance	3	FT
	Temporary	varies	PT
<u>District Attorney</u>	Assist Dist Atty	2	FT
	Legal Assistants	4	FT
<u>Courthouse Security</u>	Security	varies	PT
<u>Road & Bridge Maintenance Pct #1</u>	Supervisor	1	FT
	Maintenance	5	PT
	Temporary	varies	PT
<u>Road & Bridge Maintenance Pct #2</u>	Maintenance	6	FT
	Temporary	varies	PT
<u>Road & Bridge Maintenance Pct #3</u>	Supervisor	1	
	Maintenance	5	FT
	Temporary	varies	PT
<u>Road & Bridge Maintenance Pct #4</u>	Maintenance	6	FT
	Temporary	varies	PT

NOTE:

FT=A FULL TIME 32 HOUR PER WEEK

PT=PART TIME

Any position may be filled by more than one employee, however, the total hours worked in that position may not exceed the full or part time hours set forth above. These provisions do not prohibit overtime, if overtime and compensation in some form is authorized by Commissioners' Court.

STATEMENT OF INDEBTEDNESS
As of October 1, 2011

BOND-CLASSIFICATION	DATE OF ISSUE	DATE OF MATURITY	INTEREST RATE	AMOUNT ISSUED	AMOUNT RETIRED	OUTSTANDING 10/1/2011
<u>JAIL</u>						
<u>COURTHOUSE RESTORATION</u>						
<u>CIVIC CENTER PAVILION</u>						
General Obligation Refunding Bonds	12/7/2010	9/30/2035	.6%-4.25%	\$ 2,270,000	\$ 195,000	\$ 2,075,000
<u>INTERMODEL FACILITY</u>						
Tax Anticipation Notes	9/1/2006	9/1/2013	4.15%	\$ 785,000	\$ 560,714	\$ 224,286
<u>COUNTY BUILDING/RIGHT OF WAY</u>						
Certificates of Obligation	3/12/2007	9/1/2027	5.125%-3.65%	\$ 3,730,000	\$ 450,000	\$ 3,280,000
Total Debt				\$ 6,785,000	\$ 1,205,714	\$ 5,579,286

FINANCIAL OBLIGATIONS (OTHER THAN BONDS) REQUIRING SUBSTANTIAL EXPENDITURES

Lease Purchases @ 10/01/2011

Date of Lease	Purpose	Department	Purchase Price	Interest Rate	Original Principal	Final Due Date	2012 Budget Payment
7/18/2008	Texas Agri Life Building	Extension	200,000	4.75%	200,000	10/1/2018	25,492
12/10/2008	6 Trucks	Sheriff	114,770	3.99%	108,025	5/31/2012	27,585
3/10/2010	Motor Grader	R & B 2	218,588	4.25%	183,735	12/1/2016	31,500
5/13/2010	Fire Truck	HC Fire	133,752	3.92%	65,088	10/1/2014	17,921
5/13/2010	Backhoe	R & B 4	66,900	3.92%	66,900	10/1/2013	24,032
8/5/2010	Truck	R & B 1	23,439	3.98%	23,439	1/1/2013	12,415
8/5/2010	Mack Truck	R & B 2	98,136	3.98%	98,136	1/1/2014	35,336
9/30/2010	REX Mixer	R & B 1	12,000	3.60%	12,000	2/1/2012	6,181
3/1/2011	6 Trucks	Sheriff	120,984	2.99%	120,984	10/1/2014	42,955
9/14/2011	Backhoe & 2 Shredders	R & B 1	106,011	2.95%	101,261	10/1/2016	22,073
9/14/2011	Mack Truck & Motor Grader	R & B 2	116,500	2.95%	116,500	10/1/2016	24,891
	Lease Totals		1,211,080		1,096,068		270,381

ACCOUNT #	ACCOUNT NAME	2010 BUDGET	2010 ACTUAL	2011 BUDGET	2012 BUDGET
2012 010-310-110	CURRENT TAX LEVY REVENUE	5,404,820.00	5,425,308.85	5,449,115.00	5,243,874.00
2012 010-310-120	DELINQUENT TAX REVENUE	111,338.00	124,999.58	110,630.00	106,694.00
2012 010-318-110	SALES TAX REVENUE	1,600,000.00	1,550,242.74	1,500,000.00	1,600,000.00
2012 010-319-000	PENALTY & INTEREST REVENUE	98,239.00	82,086.54	97,614.00	94,142.00
2012 010-319-297	SUB TOTAL TAXES	7,214,397.00	7,182,637.71	7,157,359.00	7,044,710.00
2012 010-330-000	FEMA	.00	.00	.00	.00
2012 010-330-330	LEOS REVENUE	5,500.00	5,520.93	5,500.00	.00
2012 010-330-401	TEXAS RURAL COM PROGRAM GRAN	1,299.00	1,298.68	.00	.00
2012 010-330-409	VINE GRANT	17,925.00	17,925.00	18,283.00	.00
2012 010-330-435	INDIGENT DEFENSE GRANT	20,000.00	20,240.00	20,184.00	18,000.00
2012 010-330-475	IVE REIMBURSEMENT CO ATTY	4,000.00	7,002.24	8,500.00	12,000.00
2012 010-330-499	CHAPTER 19 REIMBURSEMENT	6,861.00	6,860.61	.00	.00
2012 010-330-560	LITTER ABATEMENT GRANT	.00	1,940.23	.00	.00
2012 010-330-561	SCU SALARY REIMBURSEMENT	.00	59,995.00	.00	.00
2012 010-330-563	SCAAP REIMBURSEMENT	5,500.00	15,971.00	10,000.00	5,000.00
2012 010-330-595	AGI-LIFE RECYCLING GRANT	.00	.00	31,925.00	.00
2012 010-333-100	STATE JURY REIMBURSEMENT	10,000.00	18,462.00	8,500.00	9,000.00
2012 010-333-200	STATE SALARY SUPPLIMENT REVE	75,000.00	111,263.25	75,000.00	110,833.00
2012 010-333-300	GRANT ADMINISTRATION REVENUE	.00	1,527.00	.00	.00
2012 010-334-200	MIXED BEVERAGE TAX REVENUE	21,000.00	22,989.82	21,000.00	19,000.00
2012 010-339-000	DELTA COUNTY REVENUE	10,377.00	10,376.65	11,152.00	11,112.00
2012 010-339-100	FRANKLIN COUNTY REVENUE	20,917.00	20,917.67	22,477.00	22,527.00
2012 010-339-200	RAINS COUNTY REVENUE	20,029.00	21,824.44	21,619.00	21,951.00
2012 010-339-297	SUB TOTAL INTERGOVERNMENTAL	218,408.00	344,114.52	254,140.00	229,423.00
2012 010-340-100	COUNTY JUDGE GENERAL FEES	700.00	839.00	800.00	800.00
2012 010-340-200	COUNTY SHERIFF GENERAL FEES	45,000.00	50,637.31	48,000.00	48,000.00
2012 010-340-201	CONSTABLE #1 FEES	20,000.00	25,760.56	24,000.00	22,000.00
2012 010-340-202	CONSTABLE #2 FEES	16,000.00	13,746.00	11,000.00	12,000.00
2012 010-340-203	SO WORK PROGRAM	500.00	2,202.00	2,500.00	1,000.00
2012 010-340-204	PRISONER HOUSING FEES	23,000.00	19,800.00	16,000.00	16,000.00
2012 010-340-205	INMATE TELEPHONE REVENUE	85,000.00	46,304.93	55,000.00	35,000.00
2012 010-340-206	COUNTY SHERIFF BOND FEES	750.00	600.00	350.00	.00
2012 010-340-207	INMATE MEDICAL FEES	3,500.00	3,340.37	3,200.00	5,000.00
2012 010-340-300	COUNTY ATTORNEY GENERAL FEES	4,500.00	5,785.73	5,500.00	5,000.00
2012 010-340-350	COURT APPOINTED ATTORNEY CC	3,000.00	3,089.00	2,250.00	4,000.00
2012 010-340-400	COUNTY CLERK GENERAL FEES	235,000.00	217,406.69	200,000.00	210,000.00
2012 010-340-401	COUNTY CLERK ARCHIVE FEES	.00	.00	.00	.00
2012 010-340-403	JUVENILE DELINQUENCY PREVENT	.00	.00	.00	.00
2012 010-340-404	GUARDIANSHIP FEE	1,800.00	2,124.00	2,000.00	2,000.00
2012 010-340-500	TAX COLLECTOR GENERAL FEES	130,000.00	136,314.50	135,000.00	155,000.00
2012 010-340-501	TAX CERTIFICATE FEES	14,500.00	12,360.50	12,000.00	12,000.00
2012 010-340-502	TAX COLLECTOR AUTO SALES TAX	60,000.00	62,395.55	69,000.00	.00
2012 010-340-503	VEHICLE REGISTRATION FEES	90,000.00	101,464.70	95,000.00	90,000.00
2012 010-340-504	VEHICLE CERTIFICATE/TITLE FE	36,000.00	39,510.00	30,000.00	35,000.00
2012 010-340-600	BAIL BOND BOARD FEES	1,500.00	5,500.00	5,000.00	5,000.00
2012 010-340-650	COURT APPOINTED ATTORNEY DC	20,000.00	25,183.59	24,000.00	24,000.00
2012 010-340-700	DISTRICT CLERK GENERAL FEES	115,000.00	121,870.72	115,000.00	115,000.00
2012 010-340-800	JUSTICE PEACE #1 GENERAL FEE	25,000.00	26,344.10	25,000.00	24,000.00
2012 010-340-802	JUSTICE PEACE #2 GENERAL FEE	25,000.00	26,489.96	30,000.00	20,000.00
2012 010-340-900	STATE SERVICE FEE	25,000.00	19,371.64	26,000.00	26,000.00
2012 010-340-901	SEPTIC TANK/SUBDIVISION FEE	28,000.00	18,800.00	15,000.00	20,000.00
2012 010-340-904	JUDICIAL EDUCATION	450.00	515.00	425.00	450.00
2012 010-342-297	SUB TOTAL FEES OF OFFICE	1,009,200.00	987,755.85	952,025.00	887,250.00
2012 010-350-400	COUNTY COURT FINES	80,000.00	91,112.46	90,000.00	85,000.00
2012 010-350-700	DISTRICT COURT FINES	300,000.00	234,818.75	230,000.00	210,000.00
2012 010-350-800	JP #1 COURT FINES	100,000.00	93,238.50	90,000.00	90,000.00
2012 010-350-802	JP #2 COURT FINES	130,000.00	140,578.46	135,000.00	130,000.00
2012 010-352-000	BOND FORFEIT REVENUE	25,000.00	5,710.00	5,000.00	10,000.00
2012 010-359-297	SUB TOTAL FINES & FORFEITURE	635,000.00	565,458.17	550,000.00	525,000.00
2012 010-360-000	INTEREST EARNINGS REVENUE	50,000.00	45,408.70	35,000.00	40,000.00
2012 010-364-100	SALE OF ASSETS	12,225.00	12,253.80	22,385.00	.00
2012 010-365-100	ENVIRONMENTAL CLEANUP REVENU	2,500.00	.00	.00	.00
2012 010-368-100	INSURANCE PROCEEDS	28,943.00	56,936.41	19,506.00	.00
2012 010-370-000	MISCELLANEOUS REVENUE	70,681.00	73,726.46	60,837.00	60,000.00
2012 010-370-001	VENDING MACHINE REVENUE	1,100.00	1,620.39	1,100.00	1,200.00
2012 010-370-101	VOTING REIMBURSEMENT	.00	933.66	2,500.00	1,500.00
2012 010-370-102	REIMB & COURT FEES REVENUE	.00	.00	.00	.00
2012 010-370-103	RENT REVENUE HOSPITAL	18,000.00	15,000.00	18,000.00	15,000.00
2012 010-370-104	RENT REVENUE THOMAS RD	.00	.00	.00	.00
2012 010-370-105	ESTRAY REVENUE	375.00	356.49	100.00	400.00
2012 010-370-106	EXTRADITION REIMBURSEMENT	.00	.00	.00	5,000.00
2012 010-370-200	PROCEEDS FROM CAPITAL LEASE	65,088.00	65,088.00	120,984.00	.00
2012 010-370-300	HEALTH INSURANCE CREDIT	.00	.00	.00	131,226.00
2012 010-379-297	SUB TOTAL MISCELLANEOUS	248,912.00	271,323.91	280,412.00	254,326.00

ACCOUNT #	ACCOUNT NAME	2010 BUDGET	2010 ACTUAL	2011 BUDGET	2012 BUDGET
2012 010-380-403	COUNTY CLERK CLEARING	.00	.00	.00	.00
2012 010-380-450	DISTRICT CLERK CLEARING	.00	.00	.00	.00
2012 010-380-451	JP #1 CLEARING	.00	.00	.00	.00
2012 010-380-452	JP #2 CLEARING	.00	.00	.00	.00
2012 010-389-297	SUB TOTAL REVENUE CLEARING	.00	.00	.00	.00
2012 010-390-089	TRANSFER FROM DA HOT CHECK	.00	.00	.00	.00
2011 010-390-093	TRANSFER FROM PAYROLL	.00	.00	.00	.00
2012 010-390-094	TRANSFER FROM CLEARING	.00	44,194.85	.00	.00
2012 010-399-999	TOTAL REVENUE	9,325,917.00	9,395,485.01	9,193,936.00	8,940,709.00
2012 010-400-101	ELECTED OFFICIAL SALARY	49,085.00	49,084.18	48,896.00	48,896.00
2012 010-400-102	APPOINTED OFFICIAL SERVICE	4,819.00	4,818.58	4,800.00	4,800.00
2012 010-400-103	STATE SALARY SUPPLIMENT	15,058.00	15,057.61	15,000.00	15,000.00
2012 010-400-105	SECRETARY SALARY	30,949.00	30,948.95	30,833.00	30,833.00
2012 010-400-106	CAR ALLOWANCE EXPENSE	3,012.00	3,011.42	3,000.00	3,000.00
2012 010-400-107	PART TIME HELP	4,027.00	3,625.00	4,000.00	.00
2012 010-400-109	CELL PHONE ALLOWANCE	600.00	600.00	.00	.00
2012 010-400-112	LONGEVITY EXPENSE	2,850.00	2,850.00	3,000.00	1,350.00
2012 010-400-200	SOCIAL SECURITY EXPENSE	8,490.00	8,255.70	8,379.00	7,947.00
2012 010-400-202	GROUP INSURANCE EXPENSE	13,248.00	13,231.44	13,248.00	13,632.00
2012 010-400-203	RETIREMENT EXPENSE	12,434.00	12,174.12	12,549.00	12,499.00
2012 010-400-204	WORKER'S COMP INSURANCE EXP	250.00	156.91	250.00	250.00
2012 010-400-206	UNEMPLOYMENT TAX EXPENSE	150.00	77.27	150.00	129.00
2012 010-400-297	SUB TOTAL SALARIES & BENEFIT	144,972.00	143,891.18	144,105.00	138,336.00
2012 010-400-330	OPERATING EXPENSE	8,514.00	8,513.61	6,945.00	7,000.00
2012 010-400-335	COMPUTER MAINTENANCE	.00	.00	.00	.00
2012 010-400-340	POSTAGE EXPENSE	286.00	285.68	450.00	450.00
2012 010-400-403	SCHOOLS AND TRAINING EXPENSE	4,481.00	4,480.39	2,500.00	2,500.00
2012 010-400-430	REPAIRS AND MAINTENANCE	.00	.00	.00	.00
2012 010-400-466	COMMITMENTS	7,181.00	7,181.00	10,000.00	.00
2012 010-400-468	CELL PHONE EXPENSE	.00	.00	.00	.00
2012 010-400-470	TELEPHONE EXPENSE	2,395.00	2,394.82	2,050.00	2,050.00
2012 010-400-471	DUES	400.00	400.00	300.00	300.00
2012 010-400-480	LEASE PURCHSE EXPENSE	.00	.00	.00	.00
2012 010-400-485	INSURANCE	.00	.00	.00	.00
2012 010-400-495	MISCELLANEOUS EXPENSE	.00	.00	.00	.00
2012 010-400-573	OFFICE EQUIPMENT EXPENSE	.00	.00	.00	.00
2012 010-400-597	SUB TOTAL OTHER	23,257.00	23,255.50	22,245.00	12,300.00
2012 010-400-998	EXPENDITURES-CO JUDGE	168,229.00	167,146.68	166,350.00	150,636.00
2012 010-401-103	HOPKINS COUNTY ADA	.00	.00	.00	.00
2012 010-401-200	SOCIAL SECURITY	.00	.00	.00	.00
2012 010-401-202	GROUP INSURANCE EXPENSE	.00	.00	.00	.00
2012 010-401-203	RETIREMENT EXPENSE	.00	.00	.00	.00
2012 010-401-204	WORKER'S COMP INSURANCE EXP	.00	.00	.00	.00
2012 010-401-206	UNEMPLOYMENT TAX EXPENSE	.00	.00	.00	.00
2012 010-401-297	SUB TOTAL SALARIES & BENEFIT	.00	.00	.00	.00
2012 010-401-330	OPERATING EXPENSE	1,281.00	1,280.07	1,279.00	1,500.00
2012 010-401-331	TIF	9,219.00	9,218.99	10,221.00	12,651.00
2012 010-401-333	HOSPITALITY	62.00	61.27	.00	408.00
2012 010-401-335	COMPUTER MAINTENANCE	.00	.00	.00	.00
2012 010-401-339	TEXAS RURAL COM PROG GRANT	1,299.00	1,298.68	.00	.00
2012 010-401-400	AUDIT EXPENSE	.00	.00	.00	27,000.00
2012 010-401-401	CONTRACT SERVICE EXPENSE	96,360.00	96,359.53	50,000.00	25,000.00
2012 010-401-408	AUTOPSY	63,425.00	63,425.00	50,000.00	50,000.00
2012 010-401-411	POSTAGE METER RENTAL/SERVICE	8,403.00	8,402.29	7,400.00	5,400.00
2012 010-401-430	LEGAL NOTICES	1,196.00	1,195.73	2,000.00	2,000.00
2012 010-401-431	REPAIRS CH ROOF	.00	.00	.00	100,000.00
2012 010-401-444	AWARDS PROGRAM	2,786.00	2,785.10	2,500.00	3,000.00
2012 010-401-447	TAX APPRAISAL DISTRICT	158,142.00	158,141.62	159,225.00	159,225.00
2012 010-401-450	ESTRAY EXPENSE	1,732.00	1,731.21	3,000.00	5,000.00
2012 010-401-460	CAPITAL MURDER TRIAL	.00	.00	.00	75,000.00
2012 010-401-466	COMMITMENTS	.00	.00	.00	10,000.00
2012 010-401-470	TELEPHONE EXPENSE	168.00	167.36	.00	.00
2012 010-401-471	DUES	6,053.00	6,053.00	6,000.00	6,000.00
2012 010-401-480	RADIO TOWER EXPENSE	5,249.00	5,248.54	3,500.00	3,500.00
2012 010-401-490	CONTINGENCY	53,643.00	48,053.31	140,949.00	147,800.00
2012 010-401-573	OFFICE EQUIPMENT EXPENSE	.00	.00	.00	.00
2012 010-401-597	SUB TOTAL OTHER	409,018.00	403,421.70	436,074.00	633,484.00
2012 010-401-998	EXPENDITURES-CO ADMINISTRATI	409,018.00	403,421.70	436,074.00	633,484.00

DATE 09/30/2011 HOPKINS COUNTY		BUDGET - GENERAL FUND		BUD101 PAGE 11	
ACCOUNT #	ACCOUNT NAME	2010 BUDGET	2010 ACTUAL	2011 BUDGET	2012 BUDGET
2012 010-402-455	EQUIPMENT INSURANCE	1,137.00	1,136.56	1,110.00	1,200.00
2012 010-402-456	CRIME INSURANCE	1,082.00	1,081.50	1,456.00	1,500.00
2012 010-402-457	AUTOMOBILE INSURANCE	24,810.00	24,809.11	28,117.00	29,000.00
2012 010-402-458	GENERAL LIABILITY INSURANCE	29,002.00	29,001.25	26,117.00	25,000.00
2012 010-402-459	PROPERTY INSURANCE	57,910.00	57,909.18	64,640.00	68,000.00
2012 010-402-460	LAW ENFORCEMENT LIABILITY IN	70,043.00	70,042.50	64,722.00	68,000.00
2012 010-402-461	PUBLIC OFFICIALS LIABILITY	9,635.00	9,634.50	21,507.00	24,000.00
2012 010-402-462	INSURANCE DEDUCTIBLE	15,181.00	17,443.84	13,532.00	20,000.00
2012 010-402-597	SUB TOTAL OTHER	208,800.00	211,058.44	221,201.00	236,700.00
2012 010-402-998	EXPENDITURES RISK MANAGEMENT	208,800.00	211,058.44	221,201.00	236,700.00
2012 010-403-101	ELECTED OFFICIAL SALARY	49,084.00	49,083.14	48,896.00	48,896.00
2012 010-403-104	DEPUTIES SALARIES	132,895.00	132,894.18	132,375.00	119,789.00
2012 010-403-107	PART TIME	.00	.00	.00	.00
2012 010-403-112	LONGEVITY EXPENSE	4,800.00	4,800.00	5,325.00	5,400.00
2012 010-403-200	SOCIAL SECURITY EXPENSE	13,694.00	13,693.99	14,275.00	13,318.00
2012 010-403-202	GROUP INSURANCE EXPENSE	46,368.00	46,310.04	46,368.00	47,712.00
2012 010-403-203	RETIREMENT EXPENSE	21,547.00	21,492.64	21,981.00	21,569.00
2012 010-403-204	WORKER'S COMP INSURANCE EXP	332.00	218.18	500.00	500.00
2012 010-403-206	UNEMPLOYMENT TAX EXPENSE	500.00	314.25	500.00	298.00
2012 010-403-297	SUB TOTAL SALARIES & BENEFIT	269,220.00	268,806.42	270,220.00	257,482.00
2012 010-403-330	OPERATING EXPENSE	13,884.00	13,630.66	8,940.00	12,000.00
2012 010-403-335	COMPUTER MAINTENANCE EXPENSE	.00	.00	.00	.00
2012 010-403-340	POSTAGE EXPENSE	3,956.00	3,378.81	3,500.00	3,500.00
2012 010-403-350	IMAGING EXPENSE	25,401.00	25,401.00	25,401.00	.00
2012 010-403-401	CONTRACT SERVICE EXPENSE	9,350.00	8,114.33	3,750.00	3,750.00
2012 010-403-403	SCHOOLS AND TRAINING EXPENSE	2,837.00	2,836.35	2,500.00	2,500.00
2012 010-403-430	REPAIRS AND MAINTENANCE	63.00	.00	.00	.00
2012 010-403-460	RENT EXPENSE	.00	.00	.00	.00
2012 010-403-470	TELEPHONE EXPENSE	1,500.00	842.12	1,500.00	1,500.00
2012 010-403-485	ERRORS AND OMISSIONS INS EXP	.00	.00	.00	.00
2012 010-403-495	MISCELLANEOUS EXPENSE	200.00	.00	.00	.00
2012 010-403-573	OFFICE EQUIPMENT EXPENSE	.00	.00	.00	.00
2012 010-403-597	SUB TOTAL OTHER	57,191.00	54,203.27	45,591.00	23,250.00
2012 010-403-998	EXPENDITURES-COUNTY CLERK	326,411.00	323,009.69	315,811.00	280,732.00
2012 010-404-401	CONTRACT SERVICE	.00	.00	.00	.00
2012 010-404-597	SUB TOTAL OTHER	.00	.00	.00	.00
2012 010-404-998	EXPENDITURES ARCHIVE PROJECT	.00	.00	.00	.00
2012 010-405-102	APPOINTED OFFICIAL SALARY	23,814.00	23,795.65	19,053.00	23,800.00
2012 010-405-112	LONGEVITY EXPENSE	975.00	975.00	1,050.00	1,200.00
2012 010-405-200	SOCIAL SECURITY EXPENSE	1,896.00	1,895.01	1,458.00	1,913.00
2012 010-405-202	GROUP INSURANCE EXPENSE	6,624.00	6,596.22	.00	.00
2012 010-405-203	RETIREMENT EXPENSE	2,871.00	2,850.35	2,244.00	3,098.00
2012 010-405-204	WORKER'S COMP INSURANCE EXP	65.00	36.11	75.00	75.00
2012 010-405-206	UNEMPLOYMENT TAX EXPENSE	125.00	52.36	100.00	100.00
2012 010-405-297	SUB TOTAL SALARIES & BENEFIT	36,370.00	36,200.70	23,980.00	30,186.00
2012 010-405-330	OPERATING EXPENSE	1,500.00	1,277.94	1,500.00	1,500.00
2012 010-405-335	COMPUTER MAINTENANCE EXPENSE	.00	.00	.00	.00
2012 010-405-340	POSTAGE EXPENSE	107.00	106.64	100.00	100.00
2012 010-405-403	SCHOOLS AND TRAINING EXPENSE	993.00	339.60	1,000.00	1,000.00
2012 010-405-430	REPAIRS AND MAINTENANCE	100.00	.00	100.00	100.00
2012 010-405-460	RENT EXPENSE	.00	.00	.00	.00
2012 010-405-470	TELEPHONE EXPENSE	700.00	553.82	700.00	700.00
2012 010-405-485	INSURANCE	.00	.00	.00	.00
2012 010-405-495	MISCELLANEOUS EXPENSE	500.00	499.00	500.00	500.00
2012 010-405-573	EQUIPMENT EXPENSE	.00	.00	.00	.00
2012 010-405-597	SUB TOTAL OTHER	3,900.00	2,777.00	3,900.00	3,900.00
2012 010-405-998	EXPENDITURES-VETERAN SERVICE	40,270.00	38,977.70	27,880.00	34,086.00
2012 010-409-409	FUNERAL EXPENSE	1,725.00	1,725.00	1,000.00	.00
2012 010-409-430	COMMUNITY ACTION NETWORK	500.00	500.00	500.00	.00
2012 010-409-435	VINE GRANT	17,925.00	17,925.00	18,283.00	.00
2012 010-409-440	PUBLIC LIBRARY EXPENSE	22,500.00	22,500.00	22,500.00	.00
2012 010-409-441	BOYS AND GIRLS CLUB	5,000.00	5,000.00	5,000.00	.00

ACCOUNT #	ACCOUNT NAME	2010 BUDGET	2010 ACTUAL	2011 BUDGET	2012 BUDGET
2012 010-409-442	HISTORICAL SOCIETY AID EXPEN	15,399.00	15,398.84	14,000.00	.00
2012 010-409-443	CHILD WELFARE AID EXPENSE	10,376.00	8,484.06	12,500.00	.00
2012 010-409-448	SALVATION ARMY	1,000.00	.00	1,000.00	.00
2012 010-409-449	LAKES REGION MHMR	2,500.00	2,400.00	2,500.00	.00
2012 010-409-450	MHMR OUR PLACE	2,450.00	2,450.00	2,450.00	.00
2012 010-409-452	ETCADA	1,500.00	1,500.00	1,500.00	.00
2012 010-409-453	NEATO	3,800.00	2,114.15	3,800.00	.00
2012 010-409-454	COMMUNITY CHEST	7,800.00	7,693.02	7,800.00	.00
2012 010-409-455	CASA	681.00	680.77	837.00	.00
2012 010-409-456	NORTHEAST TEXAS CHILD ADVOCA	9,900.00	9,900.00	9,900.00	.00
2012 010-409-457	REGIONAL MOBILITY AUTHORITY	.00	.00	.00	.00
2012 010-409-597	SUB TOTAL OTHER	103,056.00	98,270.84	103,570.00	.00
2012 010-409-998	EXPENDITURES-NON DEPARTMENTA	103,056.00	98,270.84	103,570.00	.00
2012 010-426-101	ELECTED OFFICIALS SALARY	88,540.00	88,539.29	88,200.00	88,200.00
2012 010-426-102	APPOINTED OFFICIAL SERVICE	4,819.00	4,818.58	4,800.00	4,800.00
2012 010-426-103	STATE SALARY SUPPLEMENT	40,154.00	40,153.81	40,000.00	40,000.00
2012 010-426-108	COURT COORD/BAIL BOND SECRET	25,855.00	25,854.84	30,833.00	30,833.00
2012 010-426-112	LONGEVITY EXPENSE	1,125.00	1,125.00	1,275.00	1,275.00
2012 010-426-200	SOCIAL SECURITY EXPENSE	10,580.00	10,579.40	12,264.00	12,631.00
2012 010-426-202	GROUP INSURANCE EXPENSE	13,232.00	13,231.44	13,248.00	13,632.00
2012 010-426-203	RETIREMENT EXPENSE	18,476.00	18,475.39	18,884.00	20,457.00
2012 010-426-204	WORKER'S COMP INSURANCE EXP	217.00	216.62	350.00	350.00
2012 010-426-206	UNEMPLOYMENT	64.00	63.61	125.00	125.00
2012 010-426-297	SUB TOTAL SALARIES & BENEFIT	203,062.00	203,057.98	209,979.00	212,303.00
2012 010-426-330	OPERATING EXPENSE	1,156.00	1,155.86	1,400.00	1,400.00
2012 010-426-340	POSTAGE	.00	.00	100.00	100.00
2012 010-426-403	SCHOOLS AND TRAINING EXPENSE	1,689.00	1,688.48	1,500.00	1,500.00
2012 010-426-406	COURT APPOINTED ATTY CO COUR	26,585.00	35,250.00	28,800.00	25,000.00
2012 010-426-460	PETIT JURORS EXPENSE	1,197.00	1,196.50	6,200.00	2,500.00
2012 010-426-465	SPECIAL WITNESSES EXPENSE	1,355.00	1,354.72	.00	.00
2012 010-426-469	COURT REPORTER EXPENSE	9,342.00	9,341.65	4,000.00	4,000.00
2012 010-426-470	TELEPHONE EXPENSE	1,093.00	1,092.71	1,000.00	1,100.00
2012 010-426-485	INSURANCE	.00	.00	.00	.00
2012 010-426-495	MISCELLANEOUS EXPENSE	.00	.00	.00	.00
2012 010-426-573	OFFICE EQUIPMENT	.00	.00	.00	.00
2012 010-426-597	SUB TOTAL OTHER	42,417.00	51,079.92	43,000.00	35,600.00
2012 010-426-998	EXPENDITURES-COUNTY COURT	245,479.00	254,137.90	252,979.00	247,903.00
2012 010-435-102	APPOINTED OFFICIAL SALARY	4,819.00	4,818.58	4,800.00	4,800.00
2012 010-435-108	COURT ADMINISTRATOR	30,950.00	30,949.23	30,833.00	30,833.00
2012 010-435-110	COURT REPORTERS SALARY	40,703.00	40,702.70	39,676.00	39,676.00
2012 010-435-112	LONGEVITY	225.00	225.00	300.00	375.00
2012 010-435-200	SOCIAL SECURITY EXPENSE	5,594.00	5,593.59	5,784.00	5,790.00
2012 010-435-202	GROUP INSURANCE EXPENSE	6,616.00	6,615.72	6,624.00	6,816.00
2012 010-435-203	RETIREMENT EXPENSE	8,731.00	8,730.44	8,907.00	9,377.00
2012 010-435-204	WORKER'S COMP INSURANCE EXP	117.00	116.66	150.00	150.00
2012 010-435-206	UNEMPLOYMENT TAX EXPENSE	128.00	127.64	275.00	284.00
2012 010-435-297	SUB TOTAL SALARIES & BENEFIT	97,883.00	97,879.56	97,349.00	98,101.00
2012 010-435-330	OPERATING EXPENSE	3,368.00	3,367.04	4,000.00	3,500.00
2012 010-435-335	COMPUTER MAINTENANCE EXPENSE	.00	.00	.00	.00
2012 010-435-340	POSTAGE EXPENSE	337.00	336.24	1,000.00	600.00
2012 010-435-403	SCHOOLS AND TRAINING EXPENSE	534.00	533.94	400.00	400.00
2012 010-435-405	TRANSCRIPTS EXPENSE	13,485.00	21,465.84	10,500.00	10,000.00
2012 010-435-406	SUBSTITUTE JUDGES/CT REPORTE	500.00	750.00	3,000.00	1,500.00
2012 010-435-407	COURT APPOINTED ATTNY EXPENS	139,208.00	141,287.20	135,000.00	130,000.00
2012 010-435-429	COURT REPORTER TRAVEL EXPENS	2,447.00	3,013.80	1,500.00	1,500.00
2012 010-435-430	REPAIRS AND MAINTENANCE	.00	.00	100.00	.00
2012 010-435-460	PETIT JURORS EXPENSE	16,486.00	16,485.95	20,000.00	18,000.00
2012 010-435-463	GRAND JURORS EXPENSE	8,000.00	8,975.60	6,000.00	6,000.00
2012 010-435-465	SPECIAL WITNESSES EXPENSE	8,753.00	9,753.00	10,000.00	6,000.00
2012 010-435-466	PRE-TRIAL EVALUATION	.00	.00	2,500.00	.00
2012 010-435-468	CELL PHONE EXPENSE	.00	.00	.00	.00
2012 010-435-470	TELEPHONE EXPENSE	1,008.00	1,007.22	1,000.00	1,000.00
2012 010-435-485	INSURANCE	.00	.00	.00	.00
2012 010-435-495	MISCELLANEOUS EXPENSE	.00	.00	200.00	.00
2012 010-435-573	OFFICE EQUIPMENT EXPENSE	.00	.00	.00	.00
2012 010-435-597	SUB TOTAL OTHER	194,126.00	206,975.83	195,200.00	178,500.00
2012 010-435-998	EXPENDITURES-DISTRICT CT 8TH	292,009.00	304,855.39	292,549.00	276,601.00

ACCOUNT #	ACCOUNT NAME	2010 BUDGET	2010 ACTUAL	2011 BUDGET	2012 BUDGET
2012 010-436-102	APPOINTED OFFICIAL SALARY	4,819.00	4,818.58	4,800.00	4,800.00
2012 010-436-110	COURT REPORTER SALARY	28,071.00	28,070.55	27,963.00	27,963.00
2012 010-436-200	SOCIAL SECURITY	2,517.00	2,516.04	2,506.00	2,506.00
2012 010-436-202	GROUP INSURANCE	.00	.00	.00	.00
2012 010-436-203	RETIREMENT	3,788.00	3,787.25	3,859.00	4,059.00
2012 010-436-204	WORKER'S COMPENSATION	33.00	32.66	75.00	75.00
2012 010-436-206	UNEMPLOYMENT	59.00	58.43	125.00	112.00
2012 010-436-297	SUB TOTAL SALARIES & BENEFIT	39,287.00	39,283.51	39,328.00	39,515.00
2012 010-436-330	OPERATING	1,000.00	.00	1,000.00	500.00
2012 010-436-403	SCHOOLS AND TRAINING	500.00	.00	500.00	500.00
2012 010-436-407	COURT APPOINTED ATTORNEY	37,250.00	37,250.00	36,000.00	30,000.00
2012 010-436-428	COURT REPORTER CONTRACT	.00	.00	2,500.00	1,500.00
2012 010-436-429	COURT REPORTER TRAVEL	369.00	78.55	500.00	500.00
2012 010-436-460	JURY EXPENSE	8,772.00	8,772.00	9,500.00	9,000.00
2012 010-436-470	TELEPHONE EXPENSE	750.00	344.23	750.00	500.00
2012 010-436-485	INSURANCE	.00	.00	.00	.00
2012 010-436-495	MISCELLANEOUS EXPENSE	200.00	.00	200.00	.00
2012 010-436-573	OFFICE EQUIPMENT EXPENSE	.00	.00	.00	.00
2012 010-436-597	SUB TOTAL OTHER	48,841.00	46,444.78	50,950.00	42,500.00
2012 010-436-998	EXPENDITURES-62ND DISTRICT C	88,128.00	85,728.29	90,278.00	82,015.00
2012 010-450-101	ELECTED OFFICIAL SALARY	49,085.00	49,084.18	48,896.00	48,896.00
2012 010-450-104	DEPUTIES SALARIES	174,897.00	169,105.15	167,601.00	129,696.00
2012 010-450-107	TEMPORARY/EXTRA HELP	16,600.00	14,435.40	19,600.00	19,600.00
2012 010-450-112	LONGEVITY EXPENSE	4,050.00	3,900.00	4,050.00	4,800.00
2012 010-450-200	SOCIAL SECURITY EXPENSE	18,944.00	17,736.32	18,807.00	15,529.00
2012 010-450-202	GROUP INSURANCE EXPENSE	57,116.00	44,656.11	58,116.00	47,712.00
2012 010-450-203	RETIREMENT EXPENSE	28,676.00	27,228.22	28,960.00	25,151.00
2012 010-450-204	WORKER'S COMP INSURANCE EXP	550.00	305.40	550.00	550.00
2012 010-450-206	UNEMPLOYMENT TAX EXPENSE	750.00	393.62	2,250.00	790.00
2012 010-450-297	SUB TOTAL SALARIES & BENEFIT	350,668.00	326,844.40	348,830.00	292,724.00
2012 010-450-330	OPERATING EXPENSE	14,697.00	14,696.04	10,650.00	10,500.00
2012 010-450-335	COMPUTER MAINTENANCE EXPENSE	.00	.00	.00	.00
2012 010-450-340	POSTAGE EXPENSE	8,500.00	8,337.14	8,500.00	8,000.00
2012 010-450-350	IMAGING EXPENSE	55,105.00	55,104.40	40,150.00	.00
2012 010-450-403	SCHOOLS AND TRAINING EXPENSE	2,198.00	1,748.32	3,200.00	3,000.00
2012 010-450-430	REPAIRS AND MAINTENANCE	.00	.00	.00	.00
2012 010-450-470	TELEPHONE EXPENSE	3,750.00	3,017.30	3,750.00	3,000.00
2012 010-450-485	ERRORS AND OMISSIONS INS EXP	.00	.00	.00	.00
2012 010-450-495	MISCELLANEOUS EXPENSE	.00	.00	.00	.00
2012 010-450-573	OFFICE EQUIPMENT EXPENSE	.00	.00	.00	1,000.00
2012 010-450-597	SUB TOTAL OTHER	84,250.00	82,903.20	66,250.00	25,500.00
2012 010-450-998	EXPENDITURES-DISTRICT CLERK	434,918.00	409,747.60	415,080.00	318,224.00
2012 010-451-101	ELECTED OFFICIAL SALARY	49,084.00	49,083.14	48,896.00	48,896.00
2012 010-451-105	SECRETARIES SALARIES	56,128.00	56,127.64	55,914.00	30,833.00
2012 010-451-106	CAR ALLOWANCE	3,012.00	3,011.42	3,000.00	3,000.00
2012 010-451-107	PART TIME EXPENSE	.00	.00	.00	15,600.00
2012 010-451-109	CELL PHONE ALLOWANCE	600.00	600.00	600.00	600.00
2012 010-451-112	LONGEVITY EXPENSE	2,400.00	2,400.00	2,625.00	2,925.00
2012 010-451-200	SOCIAL SECURITY EXPENSE	8,213.00	8,212.39	8,494.00	7,792.00
2012 010-451-202	GROUP INSURANCE EXPENSE	19,872.00	19,847.16	19,872.00	13,632.00
2012 010-451-203	RETIREMENT EXPENSE	12,387.00	12,386.90	12,656.00	10,241.00
2012 010-451-204	WORKER'S COMP INSURANCE EXP	163.00	162.32	200.00	250.00
2012 010-451-206	UNEMPLOYMENT TAX EXPENSE	225.00	121.06	165.00	181.00
2012 010-451-297	SUB TOTAL SALARIES & BENEFIT	152,084.00	151,952.03	152,422.00	133,950.00
2012 010-451-330	OPERATING EXPENSE	3,826.00	3,049.51	1,200.00	3,500.00
2012 010-451-335	COMPUTER MAINTENANCE EXPENSE	.00	.00	.00	.00
2012 010-451-340	POSTAGE EXPENSE	720.00	719.99	700.00	800.00
2012 010-451-403	SCHOOLS AND TRAINING EXPENSE	2,950.00	2,663.51	1,365.00	2,500.00
2012 010-451-407	COURT APPOINTED ATTORNEY	750.00	750.00	300.00	.00
2012 010-451-430	REPAIRS AND MAINTENANCE	250.00	.00	.00	.00
2012 010-451-460	JURY EXPENSE	500.00	170.00	5.00	200.00
2012 010-451-468	CELL PHONE	.00	.00	.00	.00
2012 010-451-470	TELEPHONE EXPENSE	1,019.00	1,018.63	900.00	900.00
2012 010-451-485	INSURANCE	.00	.00	.00	.00
2012 010-451-495	MISCELLANEOUS EXPENSE	.00	.00	.00	.00
2012 010-451-573	OFFICE EQUIPMENT EXPENSE	.00	.00	.00	.00
2012 010-451-597	SUB TOTAL OTHER	10,015.00	8,371.64	4,470.00	7,900.00

DATE 09/30/2011		HOPKINS COUNTY		BUDGET - GENERAL FUND		BUD101 PAGE 14	
ACCOUNT #	ACCOUNT NAME	2010 BUDGET	2010 ACTUAL	2011 BUDGET	2012 BUDGET	2011 BUDGET	2012 BUDGET
2012 010-451-998	EXPENDITURES-JP #1	162,099.00	160,323.67	156,892.00	141,850.00		
2012 010-452-101	ELECTED OFFICIAL SALARY	49,084.00	49,083.14	48,896.00	48,896.00		
2012 010-452-105	SECRETARY SALARY	55,714.00	55,461.23	55,914.00	30,833.00		
2012 010-452-106	CAR ALLOWANCE	3,012.00	3,011.42	3,000.00	3,000.00		
2012 010-452-107	PART TIME EXPENSE	.00	.00	.00	15,600.00		
2012 010-452-109	CELL PHONE ALLOWANCE	600.00	600.00	600.00	600.00		
2012 010-452-112	LONGEVITY EXPENSE	2,550.00	2,550.00	2,775.00	2,925.00		
2012 010-452-200	SOCIAL SECURITY EXPENSE	8,488.00	8,294.52	8,506.00	7,792.00		
2012 010-452-202	GROUP INSURANCE EXPENSE	19,872.00	19,847.16	19,872.00	13,632.00		
2012 010-452-203	RETIREMENT EXPENSE	12,432.00	12,327.85	12,674.00	10,241.00		
2012 010-452-204	WORKER'S COMP INSURANCE EXP	250.00	162.32	200.00	250.00		
2012 010-452-206	UNEMPLOYMENT TAX EXPENSE	225.00	118.33	165.00	181.00		
2012 010-452-297	SUB TOTAL SALARIES & BENEFIT	152,227.00	151,455.97	152,602.00	133,950.00		
2012 010-452-330	OPERATING EXPENSE	4,494.00	4,420.45	1,539.00	3,500.00		
2012 010-452-335	COMPUTER MAINTENANCE EXPENSE	.00	.00	.00	.00		
2012 010-452-340	POSTAGE EXPENSE	1,300.00	837.91	1,000.00	800.00		
2012 010-452-403	SCHOOLS AND TRAINING EXPENSE	1,700.00	1,374.24	1,000.00	2,500.00		
2012 010-452-407	COURT APPOINTED ATTORNEY	800.00	450.00	500.00	.00		
2012 010-452-430	REPAIRS AND MAINTENANCE	.00	.00	.00	.00		
2012 010-452-460	JURY EXPENSE	450.00	180.00	300.00	200.00		
2012 010-452-468	CELL PHONE	.00	.00	.00	.00		
2012 010-452-470	TELEPHONE EXPENSE	856.00	855.13	800.00	900.00		
2012 010-452-485	INSURANCE	.00	.00	.00	.00		
2012 010-452-495	MISCELLANEOUS EXPENSE	.00	.00	.00	.00		
2012 010-452-573	OFFICE EQUIPMENT EXPENSE	1,150.00	1,150.00	.00	.00		
2012 010-452-597	SUB TOTAL OTHER	10,750.00	9,267.73	5,139.00	7,900.00		
2012 010-452-998	EXPENDITURES-JP #2	162,977.00	160,723.70	157,741.00	141,850.00		
2012 010-475-101	ELECTED OFFICIAL SALARY	49,084.00	49,083.14	48,896.00	48,896.00		
2012 010-475-103	STATE SALARY SUPPLIMENT	21,240.00	21,239.39	20,882.00	20,882.00		
2012 010-475-105	SECRETARIES SALARIES	78,178.00	78,177.96	79,114.00	66,619.00		
2012 010-475-109	CELL PHONE ALLOWANCE	600.00	600.00	600.00	600.00		
2012 010-475-112	LONGEVITY EXPENSE	2,025.00	2,025.00	2,325.00	2,475.00		
2012 010-475-200	SOCIAL SECURITY EXPENSE	11,345.00	11,344.81	11,614.00	10,666.00		
2012 010-475-202	GROUP INSURANCE EXPENSE	26,463.00	26,462.88	26,496.00	20,448.00		
2012 010-475-203	RETIREMENT EXPENSE	17,329.00	17,328.47	17,813.00	17,200.00		
2012 010-475-204	WORKER'S COMP INSURANCE EXP	146.00	145.25	225.00	225.00		
2012 010-475-206	UNEMPLOYMENT TAX EXPENSE	168.00	167.50	325.00	357.00		
2012 010-475-297	SUB TOTAL SALARIES & BENEFIT	206,578.00	206,574.40	208,290.00	188,368.00		
2012 010-475-330	OPERATING EXPENSE	3,606.00	3,606.00	2,336.00	3,000.00		
2012 010-475-335	COMPUTER MAINTENANCE EXPENSE	.00	.00	.00	.00		
2012 010-475-340	POSTAGE EXPENSE	662.00	661.64	750.00	600.00		
2012 010-475-403	SCHOOLS AND TRAINING EXPENSE	595.00	594.35	864.00	1,500.00		
2012 010-475-430	REPAIRS & MAINTENANCE	.00	.00	.00	.00		
2012 010-475-470	TELEPHONE EXPENSE	1,140.00	1,139.45	1,200.00	1,200.00		
2012 010-475-485	INSURANCE	.00	.00	.00	.00		
2012 010-475-495	MISCELLANEOUS EXPENSE	.00	.00	.00	.00		
2012 010-475-573	OFFICE EQUIPMENT EXPENSE	.00	.00	.00	.00		
2012 010-475-597	SUB TOTAL OTHER	6,003.00	6,001.44	5,150.00	6,300.00		
2012 010-475-998	EXPENDITURES-COUNTY ATTORNEY	212,581.00	212,575.84	213,440.00	194,668.00		
2012 010-490-102	ELECTION ADMINISTRATOR	.00	.00	.00	.00		
2012 010-490-200	SOCIAL SECURITY	1,913.00	1,898.70	1,599.00	2,000.00		
2012 010-490-202	GROUP INSURANCE EXPENSE	.00	.00	.00	.00		
2012 010-490-203	RETIREMENT	560.00	559.66	314.00	650.00		
2012 010-490-204	WORKER'S COMP	22.00	2.45	50.00	25.00		
2012 010-490-206	UNEMPLOYMENT	150.00	39.76	150.00	75.00		
2012 010-490-297	SUB TOTAL SALARIES & BENEFIT	2,645.00	2,500.57	2,113.00	2,750.00		
2012 010-490-331	CHAPTER 19 EXPENSES	.00	.00	.00	.00		
2012 010-490-335	SOFTWARE MAINTENANCE	12,500.00	11,279.00	12,856.00	7,500.00		
2012 010-490-403	SCHOOLS AND TRAINING	968.00	35.00	1,500.00	1,500.00		
2012 010-490-493	ELECTION EXPENSE-PERSONNEL	33,000.00	17,499.11	29,000.00	29,000.00		
2012 010-490-494	ELECTION EXPENSE-OPERATING	27,500.00	23,202.56	22,500.00	22,500.00		
2012 010-490-573	MACHINERY & EQUIPMENT	.00	.00	.00	.00		
2012 010-490-597	SUB TOTAL OTHER	73,968.00	52,015.67	65,856.00	60,500.00		
2012 010-490-998	EXPENDITURES-ELECTIONS	76,613.00	54,516.24	67,969.00	63,250.00		

DATE 09/30/2011		HOPKINS COUNTY	BUDGET	GENERAL FUND	BUD101	PAGE	15
ACCOUNT #	ACCOUNT NAME	2010 BUDGET	2010 ACTUAL	2011 BUDGET	2012 BUDGET		
2012 010-495-102	APPOINTED OFFICIAL SALARY	48,896.00	48,895.28	48,896.00	48,896.00		
2012 010-495-104	DEPUTIES SALRIES	89,327.00	89,326.86	88,986.00	76,000.00		
2012 010-495-108	PART TIME	.00	.00	.00	.00		
2012 010-495-112	LONGEVITY EXPENSE	3,000.00	3,000.00	3,225.00	3,450.00		
2012 010-495-200	SOCIAL SECURITY EXPENSE	10,651.00	10,650.38	10,795.00	9,818.00		
2012 010-495-202	GROUP INSURANCE EXPENSE	26,463.00	26,462.88	26,496.00	27,264.00		
2012 010-495-203	RETIREMENT EXPENSE	16,257.00	16,256.24	16,662.00	15,902.00		
2012 010-495-204	WORKER'S COMP INSURANCE EXP	188.00	187.49	300.00	300.00		
2012 010-495-206	UNEMPLOYMENT TAX EXPENSE	337.00	295.99	350.00	513.00		
2012 010-495-297	SUB TOTAL SALARIES & BENEFIT	195,119.00	195,075.12	195,710.00	182,143.00		
2012 010-495-330	OPERATING EXPENSE	4,550.00	4,536.10	1,717.00	4,500.00		
2012 010-495-335	COMPUTER MAINTENANCE EXPENSE	.00	.00	.00	.00		
2012 010-495-340	POSTAGE EXPENSE	2,000.00	1,713.30	2,000.00	2,000.00		
2012 010-495-400	AUDIT EXPENSE	26,000.00	26,000.00	27,000.00	.00		
2012 010-495-403	SCHOOLS AND TRAINING EXPENSE	3,500.00	2,528.25	.00	3,000.00		
2012 010-495-430	REPAIRS AND MAINTENANCE	.00	.00	.00	.00		
2012 010-495-470	TELEPHONE EXPENSE	1,343.00	1,057.72	1,500.00	1,500.00		
2012 010-495-485	INSURANCE	.00	.00	.00	.00		
2012 010-495-495	MISCELLANEOUS EXPENSE	.00	.00	.00	.00		
2012 010-495-573	OFFICE EQUIPMENT EXPENSE	1,107.00	1,106.23	.00	.00		
2012 010-495-597	SUB TOTAL OTHER	38,500.00	36,941.60	32,217.00	11,000.00		
2012 010-495-998	EXPENDITURES-COUNTY AUDITOR	233,619.00	232,016.72	227,927.00	193,143.00		
2012 010-497-101	ELECTED OFFICIAL SALARY	49,084.00	49,083.14	48,896.00	48,896.00		
2012 010-497-104	DEPUTY SALARY	29,218.00	28,306.37	24,333.00	.00		
2012 010-497-108	PART TIME	12,327.00	12,326.95	17,500.00	25,000.00		
2012 010-497-112	LONGEVITY EXPENSE	1,375.00	1,375.00	1,350.00	1,275.00		
2012 010-497-200	SOCIAL SECURITY EXPENSE	7,038.00	6,900.16	7,044.00	5,762.00		
2012 010-497-202	GROUP INSURANCE EXPENSE	13,248.00	12,680.13	13,248.00	6,816.00		
2012 010-497-203	RETIREMENT EXPENSE	10,654.00	10,486.75	10,847.00	9,332.00		
2012 010-497-204	WORKER'S COMP INSURANCE EXP	225.00	125.85	225.00	225.00		
2012 010-497-206	UNEMPLOYMENT EXPENSE	175.00	81.80	175.00	123.00		
2012 010-497-297	SUB TOTAL SALARIES & BENEFIT	123,344.00	121,366.15	123,618.00	97,429.00		
2012 010-497-330	OPERATING EXPENSE	1,963.00	1,844.03	540.00	2,500.00		
2012 010-497-335	COMPUTER MAINTENANCE EXPENSE	.00	.00	.00	.00		
2012 010-497-340	POSTAGE EXPENSE	337.00	336.61	300.00	400.00		
2012 010-497-403	SCHOOLS AND TRAINING EXPENSE	2,500.00	952.62	832.00	2,000.00		
2012 010-497-430	REPAIRS AND MAINTENANCE	.00	.00	.00	.00		
2012 010-497-470	TELEPHONE EXPENSE	1,200.00	896.26	1,000.00	1,000.00		
2012 010-497-485	INSURANCE	.00	.00	.00	.00		
2012 010-497-573	OFFICE EQUIPMENT EXPENSE	.00	.00	.00	.00		
2012 010-497-597	SUB TOTAL OTHER	6,000.00	4,029.52	2,672.00	5,900.00		
2012 010-497-998	EXPENDITURES-COUNTY TREASURE	129,344.00	125,395.67	126,290.00	103,329.00		
2012 010-499-101	ELECTED OFFICIAL SALARY	49,084.00	49,083.14	48,896.00	48,896.00		
2012 010-499-104	DEPUTIES SALARIES	161,866.00	161,865.66	161,012.00	137,123.00		
2012 010-499-108	PART TIME SALARY	11,986.00	11,985.43	12,000.00	12,000.00		
2012 010-499-112	LONGEVITY EXPENSE	8,850.00	8,850.00	8,775.00	8,325.00		
2012 010-499-200	SOCIAL SECURITY EXPENSE	17,414.00	17,413.90	17,647.00	15,785.00		
2012 010-499-202	GROUP INSURANCE EXPENSE	45,751.00	45,750.23	46,368.00	40,896.00		
2012 010-499-203	RETIREMENT EXPENSE	26,675.00	26,674.25	27,174.00	25,566.00		
2012 010-499-204	WORKER'S COMP INSURANCE EXP	292.00	291.45	500.00	500.00		
2012 010-499-206	UNEMPLOYMENT TAX EXPENSE	383.00	382.17	650.00	624.00		
2012 010-499-297	SUB TOTAL SALARIES & BENEFIT	322,301.00	322,296.23	323,022.00	289,715.00		
2012 010-499-330	OPERATING EXPENSE	15,300.00	15,299.13	13,700.00	13,000.00		
2012 010-499-335	COMPUTER MAINTENANCE EXPENSE	.00	.00	.00	.00		
2012 010-499-340	POSTAGE EXPENSE	22,782.00	19,566.38	19,000.00	19,000.00		
2012 010-499-403	SCHOOLS AND TRAINING EXPENSE	3,000.00	576.63	1,500.00	1,500.00		
2012 010-499-470	TELEPHONE EXPENSE	2,000.00	1,862.27	2,000.00	2,000.00		
2012 010-499-475	ADVERTISING EXPENSE	2,000.00	660.24	2,000.00	1,500.00		
2012 010-499-485	INSURANCE	.00	.00	.00	.00		
2012 010-499-495	MISCELLANEOUS EXPENSE	.00	.00	.00	.00		
2010 010-499-570	CHAPTER 19 EQUIPMENT	5,656.00	5,656.00	.00	.00		
2012 010-499-573	OFFICE EQUIPMENT EXPENSE	.00	.00	.00	500.00		
2012 010-499-597	SUB TOTAL OTHER	50,738.00	43,620.65	38,200.00	37,500.00		
2012 010-499-998	EXPENDITURES-TAX COLLECTOR	373,039.00	365,916.88	361,222.00	327,215.00		

ACCOUNT #	ACCOUNT NAME	2010 BUDGET	2010 ACTUAL	2011 BUDGET	2012 BUDGET
2012 010-503-330	OPERATING EXPENSE	3,960.00	3,959.71	5,720.00	5,000.00
2012 010-503-335	NET DATA SOFTWARE MAINTENANC	94,220.00	94,219.32	95,025.00	101,770.00
2012 010-503-336	INTERNET PROJECT	.00	.00	.00	.00
2012 010-503-411	PROGRAMMER EXPENSE	29,836.00	29,835.72	29,836.00	29,836.00
2012 010-503-430	REPAIRS & MAINTENANCE EXPENS	1,039.00	996.08	800.00	800.00
2012 010-503-431	MAINTENANCE AGREEMENTS	20,700.00	20,629.50	27,000.00	17,000.00
2012 010-503-470	PHONE/DATA/INTERNET	3,930.00	3,807.45	4,480.00	3,000.00
2012 010-503-483	LEASE AS400	2,718.00	2,673.30	7,999.00	20,000.00
2012 010-503-485	INSURANCE	.00	.00	.00	.00
2012 010-503-495	MISCELLANEOUS	.00	.00	.00	.00
2012 010-503-570	SOFTWARE	3,610.00	3,602.86	3,862.00	5,000.00
2012 010-503-573	MACHINERY & EQUIPMENT EXPENS	16,510.00	16,174.51	7,888.00	18,000.00
2012 010-503-597	SUB TOTAL OTHER	176,523.00	175,898.45	182,610.00	200,406.00
2012 010-503-998	EXPENDITURES-INFORMATION SYS	176,523.00	175,898.45	182,610.00	200,406.00
2012 010-510-103	SUPERVISORS SALARY	28,465.00	28,464.39	28,358.00	28,358.00
2012 010-510-104	BUILDING MAINTENANCE	28,187.00	28,186.66	27,500.00	27,500.00
2012 010-510-107	ASSISTANTS SALARIES	.00	.00	.00	.00
2012 010-510-108	TEMPORARY OR EXTRA HELP SALA	.00	.00	.00	.00
2012 010-510-109	CELL PHONE ALLOWANCE	600.00	600.00	600.00	600.00
2012 010-510-112	LONGEVITY EXPENSE	1,500.00	1,500.00	1,650.00	1,800.00
2012 010-510-200	SOCIAL SECURITY EXPENSE	4,492.00	4,491.50	4,445.00	4,457.00
2012 010-510-202	GROUP INSURANCE EXPENSE	13,232.00	13,231.44	13,248.00	13,632.00
2012 010-510-203	RETIREMENT EXPENSE	6,693.00	6,692.44	6,774.00	7,144.00
2012 010-510-204	WORKER'S COMP INSURANCE EXP	1,320.00	1,319.16	2,200.00	2,200.00
2012 010-510-206	UNEMPLOYMENT TAX EXPENSE	218.00	122.88	225.00	233.00
2012 010-510-297	SUB TOTAL SALARIES & BENEFIT	84,707.00	84,608.47	85,000.00	85,924.00
2012 010-510-330	OPERATING EXPENSE	8,577.00	3,130.73	15,000.00	15,000.00
2012 010-510-331	PEST CONTROL	3,500.00	3,382.20	3,500.00	3,500.00
2012 010-510-332	SEASONAL SUPPLIES	1,000.00	.00	.00	.00
2012 010-510-420	ELECTRICITY EXPENSE	93,000.00	92,999.97	85,000.00	80,000.00
2012 010-510-421	WATER EXPENSE	6,000.00	5,542.15	6,000.00	6,000.00
2012 010-510-422	GAS EXPENSE	9,500.00	6,864.44	9,500.00	8,000.00
2012 010-510-425	AUTO/GAS/OIL/TIRES/INSURANCE	2,000.00	1,149.69	2,000.00	2,000.00
2012 010-510-430	REPAIRS & MAINTENANCE EXPENS	34,949.00	33,112.94	30,000.00	40,000.00
2012 010-510-431	REPAIRS & MAINT COURTHOUSE	31,423.00	26,558.75	25,000.00	40,000.00
2012 010-510-468	CELL PHONE	.00	.00	.00	.00
2012 010-510-480	EXTENSION OFFICE BLDG PAYMEN	25,492.00	25,491.48	25,492.00	25,492.00
2012 010-510-485	INSURANCE PROP & LIABILITY	.00	.00	.00	.00
2012 010-510-486	UNIFORM EXPENSE	1,500.00	1,131.50	1,500.00	1,500.00
2012 010-510-495	MISCELLANEOUS EXPENSE	.00	.00	.00	.00
2012 010-510-570	MACHINERY & EQUIPMENT EXPENS	.00	.00	.00	.00
2012 010-510-597	SUB TOTAL OTHER	216,941.00	199,363.85	202,992.00	221,492.00
2012 010-510-998	EXPENDITURES-BUILDING MAINT	301,648.00	283,972.32	287,992.00	307,416.00
2012 010-540-330	SUPPLIES	3,714.00	1,513.40	.00	.00
2012 010-540-400	VFD SERVICES	106,899.00	106,899.00	98,011.00	98,011.00
2012 010-540-420	GRANT MATCH BRUSH TRUCK	.00	.00	.00	.00
2012 010-540-430	REPAIRS AND MAINTENANCE	.00	.00	.00	.00
2012 010-540-457	INSURANCE	29,112.00	28,319.50	38,000.00	38,000.00
2012 010-540-480	LEASE EXPENSE	10,514.00	10,513.29	.00	.00
2012 010-540-570	EQUIPMENT EXPENSE	.00	.00	.00	.00
2012 010-540-572	VEHICLE EXPENSE	.00	.00	.00	.00
2012 010-540-597	SUB TOTAL OTHER	150,239.00	147,245.19	136,011.00	136,011.00
2012 010-540-998	EXPENDITURES VFD	150,239.00	147,245.19	136,011.00	136,011.00
2012 010-543-102	FIRE ADMINISTRATOR	25,210.00	25,209.47	25,113.00	25,113.00
2012 010-543-103	SALARIES	127,618.00	127,617.41	122,750.00	121,750.00
2012 010-543-104	PART TIME SALARIES	110,856.00	110,855.70	110,000.00	90,000.00
2012 010-543-105	FIRE DEPARTMENT DISPATCH	40,893.00	71,798.40	52,477.00	.00
2012 010-543-106	HAZMET	.00	.00	.00	.00
2012 010-543-110	OVERTIME/HOLIDAY	.00	.00	.00	.00
2012 010-543-112	LONGEVITY	2,100.00	2,100.00	2,400.00	2,100.00
2012 010-543-200	SOCIAL SECURITY EXPENSE	26,054.00	26,053.02	23,925.00	18,281.00
2012 010-543-202	GROUP INSURANCE EXPENSE	26,463.00	26,462.88	26,496.00	27,264.00
2012 010-543-203	RETIREMENT	38,886.00	38,885.92	36,841.00	29,608.00
2012 010-543-204	WORKERS COMP INSURANCE EXP	3,490.00	3,489.50	5,500.00	5,500.00
2012 010-543-206	UNEMPLOYMENT TAX EXPENSE	695.00	694.06	1,200.00	956.00
2012 010-543-297	SUB TOTAL SALARIES & BENEFIT	402,265.00	433,166.36	406,702.00	320,572.00

ACCOUNT #	ACCOUNT NAME	2010 BUDGET	2010 ACTUAL	2011 BUDGET	2012 BUDGET
2012 010-543-330	SUPPLIES	13,066.00	13,065.69	6,500.00	5,000.00
2012 010-543-331	FIRE PREVENTION	.00	.00	.00	.00
2012 010-543-401	PROFESSIONAL SERVICES	3,791.00	3,791.00	1,000.00	1,000.00
2012 010-543-403	SCHOOLS AND TRAINING	1,650.00	1,649.58	2,000.00	1,000.00
2012 010-543-405	PHYSICALS	621.00	620.21	1,500.00	.00
2012 010-543-420	ELECTRICITY	25,022.00	25,021.75	20,000.00	20,000.00
2012 010-543-422	PROPANE EXPENSE	5,121.00	5,120.90	6,000.00	6,000.00
2012 010-543-425	GAS, OIL AND GREASE	19,775.00	19,774.68	21,000.00	25,000.00
2012 010-543-430	REPAIRS AND MAINTENANCE	9,193.00	16,377.41	17,100.00	20,000.00
2012 010-543-431	MAINTENANCE AGREEMENTS	1,223.00	1,222.50	2,500.00	1,500.00
2012 010-543-468	COMPUTER AIR CARDS	1,943.00	1,942.17	2,000.00	1,200.00
2012 010-543-470	TELEPHONE	6,878.00	6,877.04	7,500.00	8,000.00
2012 010-543-480	LEASE EXPENSE	.00	.00	17,921.00	17,921.00
2012 010-543-485	INSURANCE	.00	.00	.00	.00
2012 010-543-486	UNIFORMS/PPE GEAR	3,964.00	3,963.99	4,000.00	5,000.00
2012 010-543-570	EQUIPMENT	.00	.00	.00	.00
2012 010-543-572	VEHICLES	65,089.00	65,088.53	.00	.00
2012 010-543-573	OFFICE EQUIPMENT	.00	.00	.00	.00
2012 010-543-597	SUB TOTAL OTHER	157,336.00	164,515.45	109,021.00	111,621.00
2012 010-543-998	EXPENDITURES-COUNTY FIRE DEP	559,601.00	597,681.81	515,723.00	432,193.00
2012 010-544-297	SUB TOTAL SALARIES & BENEFIT	.00	.00	.00	.00
2012 010-544-998	EXPENDITURES HAZMET/EMERGENC	.00	.00	.00	.00
2012 010-551-101	ELECTED OFFICIAL SALARY	44,862.00	44,861.98	44,690.00	44,690.00
2012 010-551-109	CELL PHONE ALLOWANCE	600.00	600.00	600.00	600.00
2012 010-551-112	LONGEVITY EXPENSE	1,200.00	1,200.00	1,275.00	.00
2012 010-551-200	SOCIAL SECURITY EXPENSE	3,570.00	3,569.64	3,562.00	3,465.00
2012 010-551-202	GROUP INSURANCE EXPENSE	6,624.00	6,610.62	6,624.00	6,816.00
2012 010-551-203	RETIREMENT EXPENSE	5,314.00	5,301.72	5,415.00	5,537.00
2012 010-551-204	WORKER'S COMP INSURANCE EXP	1,065.00	623.15	1,000.00	1,250.00
2012 010-551-297	SUB TOTAL SALARIES & BENEFIT	63,235.00	62,767.11	63,166.00	62,358.00
2012 010-551-330	OPERATING EXPENSE	325.00	31.88	120.00	500.00
2012 010-551-335	COMPUTER MAINTENANCE EXPENSE	.00	.00	.00	.00
2012 010-551-340	POSTAGE EXPENSE	50.00	43.71	25.00	165.00
2012 010-551-403	SCHOOLS AND TRAINING EXPENSE	400.00	356.20	.00	350.00
2012 010-551-404	LEOS SCHOOLS AND TRAINING	2,500.00	103.50	2,500.00	500.00
2012 010-551-425	GAS, OIL AND GREASE EXPENSE	2,500.00	1,689.59	2,036.00	3,000.00
2012 010-551-430	REPAIR AND MAINTENANCE AUTO	500.00	411.24	1,044.00	1,200.00
2012 010-551-468	CELL PHONE	.00	.00	.00	.00
2012 010-551-470	TELEPHONE EXPENSE/PAGER	350.00	278.51	350.00	350.00
2012 010-551-485	INSURANCE	.00	.00	.00	.00
2012 010-551-495	MISCELLANEOUS EXPENSE	.00	.00	.00	200.00
2012 010-551-573	OFFICE EQUIPMENT	.00	.00	.00	.00
2012 010-551-597	SUB TOTAL OTHER	6,625.00	2,914.63	6,075.00	6,265.00
2012 010-551-998	EXPENDITURES-CONSTABLE #1	69,860.00	65,681.74	69,241.00	68,623.00
2012 010-552-101	ELECTED OFFICIAL SALARY	44,862.00	44,861.98	44,690.00	44,690.00
2012 010-552-109	CELL PHONE ALLOWANCE	600.00	550.00	600.00	600.00
2012 010-552-112	LONGEVITY EXPENSE	975.00	975.00	1,050.00	1,125.00
2012 010-552-200	SOCIAL SECURITY EXPENSE	3,549.00	3,548.60	3,499.00	3,551.00
2012 010-552-202	GROUP INSURANCE EXPENSE	6,624.00	6,615.72	6,624.00	6,816.00
2012 010-552-203	RETIREMENT EXPENSE	5,288.00	5,276.25	5,388.00	5,677.00
2012 010-552-204	WORKER'S COMP INSURANCE EXP	1,022.00	632.75	1,000.00	1,250.00
2012 010-552-297	SUB TOTAL SALARIES & BENEFIT	62,920.00	62,460.30	62,851.00	63,709.00
2012 010-552-330	OPERATING EXPENSE	160.00	159.89	403.00	500.00
2012 010-552-335	COMPUTER MAINTENANCE EXPENSE	.00	.00	.00	.00
2012 010-552-340	POSTAGE EXPENSE	16.00	8.53	12.00	165.00
2012 010-552-403	SCHOOLS AND TRAINING	264.00	263.98	95.00	350.00
2012 010-552-404	LEOS SCHOOLS AND TRAINING	1,300.00	275.60	1,300.00	500.00
2012 010-552-425	GAS, OIL AND GREASE EXPENSE	2,762.00	2,677.26	2,475.00	3,000.00
2012 010-552-430	REPAIR AND MAINTENANCE AUTO	1,140.00	1,139.45	1,340.00	1,200.00
2012 010-552-468	CELL PHONE	.00	.00	.00	.00
2012 010-552-470	TELEPHONE EXPENSE/PAGER	283.00	270.72	350.00	350.00
2012 010-552-485	INSURANCE	.00	.00	.00	.00
2012 010-552-495	MISCELLANEOUS EXPENSE	.00	.00	.00	.00
2012 010-552-573	OFFICE EQUIPMENT	.00	.00	.00	.00
2012 010-552-597	SUB TOTAL OTHER	5,925.00	4,795.43	5,975.00	6,065.00
2012 010-552-998	EXPENDITURES-CONSTABLE #2	68,845.00	67,255.73	68,826.00	69,774.00

ACCOUNT #	ACCOUNT NAME	2010 BUDGET	2010 ACTUAL	2011 BUDGET	2012 BUDGET
2012 010-560-101	ELECTED OFFICIAL SALARY	49,085.00	49,084.18	48,896.00	48,896.00
2012 010-560-103	SCU OFFICER	.00	.00	.00	.00
2012 010-560-104	DEPUTIES SALARIES	765,125.00	766,724.74	776,173.00	784,173.00
2012 010-560-105	CLERK SALARIES	81,519.00	81,518.10	85,672.00	63,130.00
2012 010-560-106	DARE OFFICER	30,980.00	31,099.19	30,980.00	31,980.00
2012 010-560-107	CIVIL PROCESS DEPUTY	36,683.00	36,682.45	37,256.00	37,256.00
2012 010-560-108	PART TIME SALARY	22,928.00	30,931.74	26,075.00	.00
2012 010-560-109	CELL PHONE ALLOWANCE	4,200.00	4,800.00	4,200.00	4,200.00
2012 010-560-110	OVERTIME/HOLIDAY PAY	55,750.00	55,859.85	28,790.00	28,040.00
2012 010-560-112	LONGEVITY EXPENSE	14,325.00	15,225.00	17,325.00	21,975.00
2012 010-560-200	SOCIAL SECURITY EXPENSE	78,134.00	81,288.21	79,343.00	78,646.00
2012 010-560-202	GROUP INSURANCE EXPENSE	169,256.00	169,255.49	178,472.00	184,032.00
2012 010-560-203	RETIREMENT EXPENSE	117,787.00	121,803.58	121,684.00	126,855.00
2012 010-560-204	WORKER'S COMP INSURANCE EXP	14,880.00	14,879.27	20,000.00	30,000.00
2012 010-560-206	UNEMPLOYMENT TAX EXPENSE	4,500.00	30,552.04	3,300.00	3,913.00
2012 010-560-297	SUB TOTAL SALARIES & BENEFIT	1,445,152.00	1,489,703.84	1,458,166.00	1,443,096.00
2012 010-560-330	OPERATING EXPENSE	28,398.00	28,397.07	31,000.00	35,000.00
2012 010-560-335	COMPUTER MAINTENANCE EXPENSE	.00	.00	.00	.00
2012 010-560-340	POSTAGE	1,633.00	1,632.05	1,750.00	1,750.00
2012 010-560-402	INVESTIGATION EXPENSE	5,881.00	5,880.49	6,500.00	6,000.00
2012 010-560-403	SCHOOLS AND TRAINING EXPENSE	3,326.00	3,325.21	2,000.00	4,000.00
2012 010-560-404	LEOS SCHOOLS AND TRAINING	5,000.00	5,000.00	5,000.00	.00
2012 010-560-414	PRISONER EXPENSE-EXTRADITION	30,318.00	30,317.08	27,000.00	.00
2012 010-560-425	GAS,OIL,AND GREASE EXPEN	136,619.00	155,762.87	149,644.00	160,000.00
2012 010-560-430	REPAIRS & MAINT EXPENSE-CARS	72,515.00	72,514.25	61,052.00	50,000.00
2012 010-560-433	REPAIRS & MAINT EXPENSE-RADI	2,761.00	2,760.60	2,500.00	.00
2012 010-560-455	INSURANCE EXP-LAW LIABILITY	.00	.00	.00	.00
2012 010-560-457	INSURANCE EXPENSE-VEHICLES	.00	.00	.00	.00
2012 010-560-468	CELL PHONE	.00	.00	.00	.00
2012 010-560-470	TELEPHONE EXPENSE	4,437.00	4,436.24	3,600.00	3,600.00
2012 010-560-480	LEASE EXPENSE	45,000.00	45,000.00	45,000.00	70,540.00
2012 010-560-486	UNIFORM EXPENSE	9,176.00	9,175.06	8,000.00	2,000.00
2012 010-560-495	MISCELLANEOUS EXPENSE	.00	.00	.00	.00
2012 010-560-570	MACHINERY & EQUIPMENT EXPENS	9,112.00	9,111.33	10,225.00	10,000.00
2012 010-560-572	AUTOS EXPENSE	42,923.00	42,922.15	146,621.00	.00
2012 010-560-573	OFFICE EQUIPMENT EXPENSE	1,460.00	1,459.75	918.00	2,500.00
2012 010-560-597	SUB TOTAL OTHER	398,559.00	417,694.15	500,810.00	345,390.00
2012 010-560-998	EXPENDITURES-SHERIFF'S DEPT	1,843,711.00	1,907,397.99	1,958,976.00	1,788,486.00
2012 010-561-103	ASSISTANCE SALARY	22,695.00	22,781.45	22,695.00	25,081.00
2012 010-561-112	LONGEVITY	525.00	525.00	600.00	675.00
2012 010-561-200	SOCIAL SECURITY	1,776.00	1,747.77	1,776.00	1,970.00
2012 010-561-202	GROUP INSURANCE	6,624.00	6,615.72	6,624.00	6,816.00
2012 010-561-203	RETIREMENT	2,689.00	2,682.77	2,735.00	3,191.00
2012 010-561-204	WORKERS COMP	100.00	39.14	65.00	100.00
2012 010-561-206	UNEMPLOYMENT	100.00	49.03	60.00	103.00
2012 010-561-297	SUB TOTAL SALARIES & BENEFIT	34,509.00	34,440.88	34,555.00	37,936.00
2012 010-561-300	PARKS AND WILDLIFE OPERATING	54.00	.00	.00	.00
2012 010-561-330	OPERATING EXPENSE	866.00	865.29	.00	500.00
2012 010-561-470	TELEPHONE	480.00	.00	.00	.00
2012 010-561-485	INSURANCE	.00	.00	.00	.00
2012 010-561-570	DPS MACHINERY & EQUIPMENT	.00	.00	.00	.00
2012 010-561-597	SUB TOTAL OTHER	1,400.00	865.29	.00	500.00
2012 010-561-998	EXPENDITURES - STATE AGENCIE	35,909.00	35,306.17	34,555.00	38,436.00
2012 010-562-102	DISPATCH	132,741.00	132,741.00	133,685.00	211,151.00
2012 010-562-110	OVERTIME/HOLIDAY	6,067.00	6,066.36	5,000.00	7,000.00
2012 010-562-112	LONGEVITY	900.00	900.00	1,125.00	1,650.00
2012 010-562-200	SOCIAL SECURITY	10,614.00	10,613.11	10,695.00	16,815.00
2012 010-562-202	GROUP INSURANCE	28,669.00	28,668.12	33,120.00	54,528.00
2012 010-562-203	RETIREMENT	16,082.00	16,081.44	16,470.00	27,233.00
2012 010-562-204	WORKER'S COMPENSATION	234.00	233.08	1,000.00	1,000.00
2012 010-562-206	UNEMPLOYMENT	296.00	295.95	500.00	879.00
2012 010-562-297	SUB TOTAL SALARIES & BENEFIT	195,603.00	195,599.06	201,595.00	320,256.00
2012 010-562-330	OPERATING	6,898.00	6,897.27	7,500.00	7,500.00
2012 010-562-403	SCHOOLS AND TRAINING	.00	.00	.00	.00
2012 010-562-430	REPAIRS AND MAINTENANCE	983.00	982.30	1,500.00	1,000.00
2012 010-562-470	TELEPHONE EXPENSE	34,385.00	38,975.39	35,000.00	5,000.00
2012 010-562-495	MISCELLANEOUS	.00	.00	.00	30,000.00

DATE 09/30/2011		HOPKINS COUNTY	BUDGET - GENERAL FUND		BUD101 PAGE 19	
ACCOUNT #	ACCOUNT NAME	2010 BUDGET	2010 ACTUAL	2011 BUDGET	2012 BUDGET	
2012 010-562-573	OFFICE EQUIPMENT	.00	.45	.00	.00	
2012 010-562-597	SUB TOTAL OTHER	42,266.00	46,855.41	44,000.00	43,500.00	
2012 010-562-998	EXPENDITURES - DISPATCH	237,869.00	242,454.47	245,595.00	363,756.00	
2012 010-563-102	DISPATCH	.00	.00	.00	.00	
2012 010-563-103	JAILERS SALARIES	594,655.00	594,654.98	613,977.00	634,118.00	
2012 010-563-108	PART-TIME	.00	.00	.00	7,500.00	
2012 010-563-110	OVERTIME/HOLIDAY PAY	32,981.00	32,980.44	35,976.00	20,624.00	
2012 010-563-112	LONGEVITY	5,980.00	5,979.82	3,525.00	7,583.00	
2012 010-563-200	SOCIAL SECURITY	48,446.00	48,445.81	48,457.00	51,242.00	
2012 010-563-202	GROUP INSURANCE	105,857.00	105,856.44	131,352.00	163,584.00	
2012 010-563-203	RETIREMENT EXPENSE	72,054.00	72,053.77	74,618.00	82,991.00	
2012 010-563-204	WORKER'S COMP INSURANCE	9,998.00	9,997.26	11,000.00	16,000.00	
2012 010-563-206	UNEMPLOYMENT EXPENSE	16,844.00	16,843.32	1,450.00	2,750.00	
2012 010-563-297	SUB TOTAL SALARIES & BENEFIT	886,815.00	886,811.84	920,355.00	986,392.00	
2012 010-563-330	OPERATING	24,373.00	24,372.23	25,100.00	30,000.00	
2012 010-563-333	KITCHEN-SUPPLIES/SERVICE	9,361.00	9,360.26	15,000.00	12,500.00	
2012 010-563-335	COMPUTER MAINTENANCE EXPENSE	.00	.00	.00	.00	
2012 010-563-340	POSTAGE	1,633.00	1,632.01	1,800.00	2,000.00	
2012 010-563-403	SCHOOLS & TRAINING	7,292.00	7,291.38	5,000.00	7,500.00	
2012 010-563-414	PRISONER PHONE CARDS	18,917.00	18,916.03	2,000.00	8,000.00	
2012 010-563-415	PRISONER HOUSING EXPENSE	82,806.00	82,805.68	67,000.00	65,000.00	
2012 010-563-416	PRISONER EXPENSE-MEDICAL	21,186.00	21,185.43	19,489.00	25,000.00	
2012 010-563-418	PRISONER EXPENSE-FOOD	97,719.00	97,718.89	100,000.00	105,000.00	
2012 010-563-419	PRISONER EXPENSE-SUPPLIES	22,008.00	22,007.42	24,500.00	22,000.00	
2012 010-563-420	ELECTRICITY EXPENSE	77,476.00	77,475.20	65,000.00	65,000.00	
2012 010-563-421	WATER EXPENSE	25,808.00	25,807.97	24,000.00	26,000.00	
2012 010-563-422	GAS EXPENSE	13,323.00	13,322.19	15,000.00	12,000.00	
2012 010-563-425	GAS, OIL AND GREASE	.00	.00	.00	10,000.00	
2012 010-563-431	REPAIRS & MAINT JAIL-BLD/EQU	42,973.00	42,972.97	45,400.00	45,000.00	
2012 010-563-455	INSURANCE EXP-LAW LIABILITY	.00	.00	.00	.00	
2012 010-563-459	INSURANCE EXPENSE-PROP & LIA	.00	.00	.00	.00	
2012 010-563-470	TELEPHONE	2,836.00	2,835.50	3,000.00	3,000.00	
2012 010-563-486	UNIFORM EXPENSE	3,008.00	3,007.02	1,011.00	5,000.00	
2012 010-563-570	MACHINERY & EQUIPMENT	10,019.00	10,018.51	12,000.00	12,000.00	
2012 010-563-572	AUTO EXPENSE	.00	.00	.00	.00	
2012 010-563-573	OFFICE EQUIPMENT	1,283.00	1,282.01	.00	3,000.00	
2012 010-563-597	SUB TOTAL OTHER	462,021.00	462,010.70	425,300.00	458,000.00	
2012 010-563-998	EXPENDITURES-JAIL	1,348,836.00	1,348,822.54	1,345,655.00	1,444,392.00	
2012 010-564-108	PART TIME EXTRADITION	.00	.00	.00	26,000.00	
2012 010-564-200	SOCIAL SECURITY EXPENSE	.00	.00	.00	1,989.00	
2012 010-564-203	RETIREMENT EXPENSE	.00	.00	.00	3,221.00	
2012 010-564-204	WORKER'S COMP INSURANCE EXP	.00	.00	.00	1,200.00	
2012 010-564-206	UNEMPLOYMENT EXPENSE	.00	.00	.00	78.00	
2012 010-564-297	SUB TOTAL SALARIES & BENEFIT	.00	.00	.00	32,488.00	
2012 010-564-414	PRISONER EXPENSE-EXTRADITION	.00	.00	.00	35,000.00	
2012 010-564-597	SUB TOTAL OTHER	.00	.00	.00	35,000.00	
2012 010-564-998	EXPENDITURES-EXTRDITON	.00	.00	.00	67,488.00	
2012 010-570-330	RESIDENTIAL PLACEMENT	.00	.00	.00	.00	
2012 010-570-331	HOPKINS COUNTY MATCH	.00	.00	.00	.00	
2012 010-570-340	POSTAGE	.00	.00	.00	.00	
2012 010-570-397	SUB TOTAL OPERATING	.00	.00	.00	.00	
2012 010-570-420	ELECTRICITY	4,200.00	14,529.74	.00	.00	
2012 010-570-421	WATER	460.00	834.80	.00	.00	
2012 010-570-422	GAS	450.00	1,114.69	.00	.00	
2012 010-570-425	SUPPLIES	.00	.00	.00	.00	
2012 010-570-430	REPAIRS & MAINTENANCE	498.00	497.73	.00	.00	
2012 010-570-485	INSURANCE	992.00	991.95	.00	.00	
2012 010-570-497	SUB TOTAL BUILDING EXPENSES	6,600.00	17,968.91	.00	.00	
2012 010-570-998	EXPENDITURES-JUVENILE PROBAT	6,600.00	17,968.91	.00	.00	
2012 010-580-340	POSTAGE	61.00	60.23	.00	.00	
2012 010-580-420	ELECTRICITY	4,826.00	6,774.70	10,500.00	15,000.00	
2012 010-580-421	WATER	450.00	449.75	1,000.00	1,200.00	

ACCOUNT #	ACCOUNT NAME	2010 BUDGET	2010 ACTUAL	2011 BUDGET	2012 BUDGET
2012 010-580-422	GAS	460.00	459.65	2,000.00	2,000.00
2012 010-580-425	SUPPLIES	.00	.00	500.00	500.00
2012 010-580-430	REPAIRS & MAINTENANCE	1,500.00	4,027.22	5,000.00	5,000.00
2012 010-580-470	TELEPHONE	2,361.00	2,360.40	2,000.00	2,000.00
2012 010-580-485	INSURANCE	992.00	991.95	2,700.00	2,700.00
2012 010-580-497	SUB TOTAL BUILDING EXPENSES	10,650.00	15,123.90	23,700.00	28,400.00
2012 010-580-998	EXPENDITURES ADULT PROBATION	10,650.00	15,123.90	23,700.00	28,400.00
2012 010-590-103	INSPECTOR	.00	.00	.00	.00
2012 010-590-104	ASSISTANT	.00	.00	.00	.00
2012 010-590-105	LITTER ABATEMENT OFFICER	21,025.00	19,986.02	.00	.00
2012 010-590-109	CELL PHONE ALLOWANCE	600.00	450.00	.00	.00
2012 010-590-112	LONGEVITY	1,463.00	1,462.50	.00	.00
2012 010-590-200	SOCIAL SECURITY	2,043.00	1,664.93	.00	.00
2012 010-590-202	GROUP INSURANCE	6,624.00	4,410.48	.00	.00
2012 010-590-203	RETIREMENT EXPENSE	2,536.00	2,463.58	.00	.00
2012 010-590-204	WORKERS COMPENSATION	800.00	590.62	.00	.00
2012 010-590-206	UNEMPLOYMENT	200.00	46.25	.00	.00
2012 010-590-297	SUB TOTAL SALARIES & BENEFIT	35,291.00	31,074.38	.00	.00
2012 010-590-330	OPERATING	10,457.00	10,456.79	90.00	.00
2012 010-590-335	COMPUTER MAINTENANCE EXPENSE	.00	.00	.00	.00
2012 010-590-340	POSTAGE EXPENSE	10.00	9.60	.00	100.00
2012 010-590-401	CONTRACT INSPECTIONS	19,407.00	19,406.63	17,794.00	18,000.00
2012 010-590-403	SCHOOLS & TRAINING	50.00	50.00	816.00	.00
2012 010-590-420	ELECTRICITY	.00	.00	.00	.00
2012 010-590-425	GAS, OIL & GREASE EXPENSE	2,746.00	2,745.95	.00	.00
2012 010-590-427	ENVIORMENTAL CLEANUP	.00	.00	.00	.00
2012 010-590-430	REPAIRS & MAINT. - AUTO	63.00	62.34	.00	.00
2012 010-590-457	INSURANCE - AUTO	.00	.00	.00	.00
2012 010-590-460	RENT	.00	.00	.00	.00
2012 010-590-468	CELL PHONE	.00	.00	.00	.00
2012 010-590-470	TELEPHONE EXPENSE	1,417.00	1,416.75	1,400.00	500.00
2012 010-590-480	LEASE EXPENSE	2,902.00	2,901.88	.00	.00
2012 010-590-485	INSURANCE	.00	.00	.00	.00
2012 010-590-495	MISCELLANEOUS EXPENSE	.00	.00	.00	.00
2012 010-590-573	OFFICE EQUIPMENT EXPENSE	.00	.00	.00	.00
2012 010-590-597	SUB TOTAL OTHER	37,052.00	37,049.94	20,100.00	18,600.00
2012 010-590-998	EXPENDITURES-ENVIORMENTAL QU	72,343.00	68,124.32	20,100.00	18,600.00
2012 010-595-330	SUPPLIES	.00	1,940.23	31,925.00	.00
2012 010-595-401	CONTRACTUAL	.00	.00	.00	.00
2012 010-595-403	TRAVEL	.00	.00	.00	.00
2012 010-595-430	CONSTRUCTION	.00	17.50	.00	.00
2012 010-595-495	OTHER EXPENSES	.00	.00	.00	.00
2012 010-595-573	EQUIPMENT	.00	.00	.00	.00
2012 010-595-597	SUB TOTAL OTHER	.00	1,957.73	31,925.00	.00
2012 010-595-998	EXPENDITURE-RECYCLING GRANT	.00	1,957.73	31,925.00	.00
2012 010-665-102	APPOINTED OFFICIALS SALARIES	40,546.00	40,545.85	29,767.00	27,010.00
2012 010-665-105	SECRETARY SALARY	30,961.00	30,960.35	30,833.00	.00
2012 010-665-107	TEMP OR XTRA HELP SALARY	1,000.00	859.12	750.00	15,000.00
2012 010-665-109	CELL PHONE ALLOWANCE	1,641.00	1,400.00	1,250.00	1,200.00
2012 010-665-111	COMP TIME	.00	.00	.00	.00
2012 010-665-112	LONGEVITY EXPENSE	1,875.00	1,875.00	1,875.00	1,875.00
2012 010-665-200	SOCIAL SECURITY EXPENSE	5,816.00	5,777.60	4,951.00	3,449.00
2012 010-665-202	GROUP INSURANCE EXPENSE	.00	.00	.00	.00
2012 010-665-203	RETIREMENT EXPENSE	3,788.00	3,777.33	3,853.00	2,091.00
2012 010-665-204	WORKER'S COMP INSURANCE EXP	150.00	104.05	150.00	150.00
2012 010-665-206	UNEMPLOYMENT TAX EXPENSE	275.00	145.11	275.00	275.00
2012 010-665-297	SUB TOTAL SALARIES & BENEFIT	86,052.00	85,444.41	73,704.00	51,050.00
2012 010-665-330	OPERATING EXPENSE	6,023.00	6,022.10	5,850.00	4,000.00
2012 010-665-335	COMPUTER MAINTENANCE EXPENSE	.00	.00	.00	.00
2012 010-665-403	SCHOOLS AND TRAINING EXPENSE	2,250.00	2,250.00	1,125.00	1,125.00
2012 010-665-404	SCHOOLS AND TRAINING	.00	.00	1,125.00	1,125.00
2012 010-665-405	SCHOOLS AND TRAINING	.00	.00	.00	.00
2012 010-665-426	TRAVEL	9,500.00	9,442.93	3,300.00	4,000.00
2012 010-665-427	TRAVEL	.00	.00	4,800.00	4,000.00
2012 010-665-428	TRAVEL	.00	.00	.00	.00
2012 010-665-430	REPAIRS & MAINTENANCE EXPENS	877.00	545.40	1,000.00	1,000.00

ACCOUNT #	ACCOUNT NAME	2010 BUDGET	2010 ACTUAL	2011 BUDGET	2012 BUDGET
2012 010-665-468	CELL PHONE	.00	.00	.00	.00
2012 010-665-470	TELEPHONE EXPENSE	2,000.00	1,694.65	2,400.00	2,000.00
2012 010-665-485	INSURANCE	.00	.00	.00	.00
2012 010-665-495	MISCELLANEOUS EXPENSE	100.00	.00	.00	.00
2012 010-665-573	OFFICE EQUIPMENT EXPENSE	1,600.00	1,559.39	.00	.00
2012 010-665-597	SUB TOTAL OTHER	22,350.00	21,514.47	19,600.00	17,250.00
2012 010-665-998	EXPENDITURES-EXTENSION OFFIC	108,402.00	106,958.88	93,304.00	68,300.00
2012 010-700-015	TRANSFER TO CIVIC CENTER FUN	364,000.00	363,999.96	341,341.00	200,000.00
2012 010-700-017	TRANSFER TO DA FUND	229,442.00	229,442.00	201,958.00	201,252.00
2012 010-700-020	TRANSFER TO CH SECURITY	.00	.00	.00	5,000.00
2012 010-700-072	TRANSFER TO PAVILLION EXP	.00	.00	.00	.00
2010 010-700-080	TRANSFER TO FIRE ACADAMY	.00	.00	.00	.00
2012 010-700-092	TRANSFER TO 8TH DISTRICT JP	83,276.00	83,276.00	80,361.00	82,988.00
2012 010-700-998	EXPENDITURES-TRANSFERS	676,718.00	676,717.96	623,660.00	489,240.00
2012 010-999-999	TOTAL EXPENDITURES	9,334,344.00	9,366,391.06	9,271,126.00	8,947,207.00

ACCOUNT #	ACCOUNT NAME	2010 BUDGET	2010 ACTUAL	2011 BUDGET	2012 BUDGET
2012 011-340-400	RECORD MANAGEMENT FEE	33,000.00	29,065.00	33,000.00	30,000.00
2012 011-340-421	VITAL STATISTICS PRESV FEE	4,000.00	3,280.00	11,000.00	2,844.00
2012 011-360-000	INTEREST	150.00	161.78	150.00	100.00
2012 011-370-000	MISCELLANEOUS REVENUE	.00	.00	.00	.00
2012 011-399-999	TOTAL REVENUE	37,150.00	32,506.78	44,150.00	32,944.00
2012 011-403-107	REC.MNG. CLERK	18,566.00	18,565.03	18,495.00	18,495.00
2012 011-403-200	SOCIAL SECURITY	1,390.00	1,389.79	1,415.00	1,415.00
2012 011-403-202	GROUP INSURANCE	.00	.00	.00	.00
2012 011-403-203	RETIREMENT EXPENSE	2,138.00	2,137.77	2,179.00	2,292.00
2012 011-403-204	WORKERS COMPENSATION	31.00	30.83	50.00	50.00
2012 011-403-206	UNEMPLOYMENT	52.00	38.68	75.00	74.00
2012 011-403-297	SUB TOTAL SALARIES & BENEFIT	22,177.00	22,162.10	22,214.00	22,326.00
2012 011-403-330	RECORD MANAGEMENT EXPENSE	13,432.00	13,432.00	10,000.00	750.00
2012 011-403-333	VITAL STATISTIC PRESERVATION	6,235.00	.00	11,000.00	15,000.00
2012 011-403-335	COMPUTER MAINTENANCE EXPENSE	.00	.00	1,750.00	1,750.00
2012 011-403-430	REPAIRS AND MAINTENANCE	.00	.00	1,000.00	.00
2012 011-403-460	RENT	.00	.00	.00	.00
2012 011-403-480	LEASE/PURCHASE EXPENSE	.00	.00	.00	.00
2012 011-403-485	INSURANCE	.00	.00	.00	.00
2012 011-403-570	EQUIPMENT EXPENSE	.00	.00	.00	.00
2012 011-403-697	SUB TOTAL OTHER	19,667.00	13,432.00	23,750.00	17,500.00
2012 011-403-998	EXPENDITURES-RECORD MANAGEME	41,844.00	35,594.10	45,964.00	39,826.00
2012 011-999-999	TOTAL EXPENDITURES	41,844.00	35,594.10	45,964.00	39,826.00

ACCOUNT #	ACCOUNT NAME	2010 BUDGET	2010 ACTUAL	2011 BUDGET	2012 BUDGET
2012 012-318-300	HOTEL MOTEL TAX REVENUE	125,000.00	101,386.64	125,000.00	200,000.00
2012 012-360-000	HMT INTEREST	1,000.00	347.65	300.00	30.00
2012 012-370-000	MISCELLANEOUS REVENUE	.00	.00	.00	.00
2012 012-399-999	TOTAL REVENUE	126,000.00	101,734.29	125,300.00	200,030.00
2012 012-673-427	OUT OF COUNTY TRAVEL	3,631.00	3,630.87	1,062.00	2,500.00
2012 012-673-430	REPAIRS & MAINTENANCE	5,482.00	5,481.15	4,832.00	11,768.00
2012 012-673-475	ADVERTISING EXPENSE	11,855.00	11,854.34	11,606.00	10,000.00
2012 012-673-480	LEASE PURCHASE	20,723.00	20,722.43	.00	.00
2012 012-673-570	MACHINERY & EQUIPMENT	11,606.00	11,605.16	12,500.00	25,000.00
2012 012-673-597	SUB TOTAL OTHER	53,297.00	53,293.95	30,000.00	49,268.00
2012 012-673-621	PRINCIPLE CO'S	16,000.00	16,000.00	16,000.00	.00
2012 012-673-661	INTEREST CO'S	41,071.00	41,070.80	40,224.00	.00
2012 012-673-998	EXPENDITURES-CIVIC CENTER HM	110,368.00	110,364.75	86,224.00	49,268.00
2012 012-700-015	TRANSFER TO CIVIC CENTER FUN	19,000.00	19,000.00	19,000.00	75,000.00
2012 012-700-060	TRANSFER TO DEBT SERVICE	.00	.00	.00	55,732.00
2012 012-700-072	TRANSFER TO PAVILION	20,000.00	20,000.00	20,000.00	20,000.00
2012 012-999-999	TOTAL EXPENDITURES	149,368.00	149,364.75	125,224.00	200,000.00

ACCOUNT #	ACCOUNT NAME	2010 BUDGET	2010 ACTUAL	2011 BUDGET	2012 BUDGET
2012 013-350-700	CHILD ABUSE PREVENTION FEE	500.00	373.77	350.00	400.00
2012 013-360-000	INTEREST	5.00	8.84	5.00	10.00
2012 013-399-999	TOTAL REVENUE	505.00	382.61	355.00	410.00
2012 013-450-330	CHILD ABUSE PREVENTION EXPEN	500.00	.00	1,130.00	1,610.00
2012 013-999-999	TOTAL EXPENDITURES	500.00	.00	1,130.00	1,610.00

ACCOUNT #	ACCOUNT NAME	2010 BUDGET	2010 ACTUAL	2011 BUDGET	2012 BUDGET
2012 014-350-100	COUNTY COURT RECORDS ARCHIVE	.00	1,340.00	1,500.00	1,500.00
2012 014-350-200	DISTRICT COURT RECORDS ARCHI	.00	2,305.00	2,000.00	3,000.00
2010 014-350-300	DPS TECHNOLOGY GRANT REVENUE	.00	.00	.00	.00
2012 014-360-000	INTEREST REVENUE	.00	16.61	10.00	50.00
2012 014-370-000	MISCELLANEOUS REVENUE	.00	.00	.00	.00
2012 014-399-999	TOTAL REVENUE	.00	3,661.61	3,510.00	4,550.00
2012 014-455-330	CC RECORDS OPERATING	.00	.00	2,500.00	4,350.00
2012 014-455-331	DC RECORDS OPERATING	.00	.00	3,500.00	7,700.00
2012 014-455-335	COMPUTER MAINTENANCE	.00	.00	.00	.00
2012 014-455-570	EQUIPMENT EXPENSE	.00	.00	.00	.00
2010 014-455-573	DPS TECHONLOGY GRANT	.00	.00	.00	.00
2012 014-455-597	SUB TOTAL OTHER	.00	.00	6,000.00	12,050.00
2012 014-455-998	EXPENDITURES-JP COMPUTER TEC	.00	.00	6,000.00	12,050.00
2012 014-999-999	TOTAL EXPENSES	.00	.00	6,000.00	12,050.00

ACCOUNT #	ACCOUNT NAME	2010 BUDGET	2010 ACTUAL	2011 BUDGET	2012 BUDGET
2012 015-330-000	FEMA	.00	.00	.00	.00
2010 015-330-100	SECO GRANT	.00	.00	.00	.00
2012 015-330-600	INTERGOVERNMENTAL SSISD	12,000.00	12,000.00	12,000.00	12,000.00
2012 015-342-100	FACILITIES RENT	145,000.00	175,004.37	180,000.00	150,000.00
2012 015-342-200	CONCESSION REVENUE	15,000.00	10,942.71	10,000.00	6,000.00
2012 015-342-300	RV RENT	3,750.00	10,308.00	7,250.00	7,250.00
2012 015-342-330	STALL RENTAL	15,000.00	42,591.00	19,000.00	32,000.00
2012 015-342-400	EVENT DEVELOPMENT REVENUE	10,000.00	.00	.00	.00
2012 015-360-000	INTEREST EARNINGS REVENUE	200.00	95.35	100.00	50.00
2012 015-364-100	SALE OF ASSETS	.00	1,129.85	.00	.00
2012 015-368-100	INSURANCE PROCEEDS	.00	.00	.00	.00
2012 015-370-000	MISCELLANEOUS FEES/BOOTH REN	19,000.00	1,371.42	1,500.00	2,500.00
2012 015-370-100	SHAVINGS (TAXABLE SALES)	7,000.00	24,110.98	20,000.00	25,000.00
2012 015-370-200	PROCEEDS FROM CAPITAL LEASE	.00	.00	.00	.00
2012 015-370-300	HEALTH INSURANCE CREDIT	.00	.00	.00	5,789.00
2012 015-390-010	TRANSFER FROM GENERAL FUND	364,000.00	363,999.96	341,341.00	200,000.00
2012 015-390-012	TRANSFER FROM HOTEL/MOTEL TA	19,000.00	19,000.00	19,000.00	75,000.00
2011 015-390-093	TRANSFER FROM PAYROLL	.00	.00	.00	.00
2012 015-399-999	TOTAL REVENUE	609,950.00	660,553.64	610,191.00	515,589.00
2012 015-673-103	ASSISTANTS SALARIES	69,439.00	69,438.81	70,136.00	63,791.00
2012 015-673-105	SECRETARY	21,854.00	21,853.99	22,795.00	22,695.00
2012 015-673-107	TEMPORARY OR EXTRA HELP SALA	47,126.00	71,044.33	51,000.00	44,000.00
2012 015-673-108	MANAGER SALARY	71,675.00	71,674.78	51,625.00	40,000.00
2012 015-673-109	CELL PHONE ALLOWANCE	1,200.00	1,200.00	1,560.00	600.00
2012 015-673-110	OVERTIME/HOLIDAY PAY	18,709.00	24,228.63	10,660.00	20,000.00
2012 015-673-112	LONGEVITY EXPENSE	3,432.00	3,431.25	3,375.00	1,500.00
2012 015-673-200	SOCIAL SECURITY EXPENSE	19,847.00	19,846.25	16,086.00	13,131.00
2012 015-673-202	GROUP INSURANCE EXPENSE	36,938.00	36,937.77	31,920.00	27,264.00
2012 015-673-203	RETIREMENT EXPENSE	27,874.00	27,873.34	21,630.00	21,193.00
2012 015-673-204	WORKER'S COMP INSURANCE EXP	3,744.00	3,743.72	3,850.00	6,000.00
2012 015-673-206	UNEMPLOYMENT TAX EXPENSE	559.00	558.59	925.00	770.00
2012 015-673-297	SUB TOTAL SALARIES & BENEFIT	322,397.00	351,831.46	285,562.00	260,944.00
2012 015-673-330	OPERATING EXPENSE	35,593.00	35,592.20	29,755.00	35,000.00
2012 015-673-331	CONCESSION EXPENSES	1,000.00	999.81	1,000.00	1,000.00
2012 015-673-332	OFFICE EQUIPMENT LEASE	2,679.00	2,678.45	2,750.00	3,000.00
2012 015-673-333	EVENT DEVELOPMENT	.00	.00	.00	.00
2012 015-673-334	SHAVINGS	5,000.00	20,877.90	18,745.00	17,000.00
2012 015-673-335	HOSPITALITY	.00	.00	125.00	500.00
2012 015-673-340	POSTAGE	522.00	521.17	550.00	650.00
2012 015-673-420	ELECTRICITY EXPENSE	75,000.00	118,120.72	80,000.00	65,000.00
2012 015-673-421	WATER EXPENSE	12,000.00	17,436.07	12,000.00	10,200.00
2012 015-673-422	GAS EXPENSE	20,000.00	37,641.19	22,996.00	20,000.00
2012 015-673-425	GAS, OIL AND GREASE EXPENSE	3,000.00	5,482.48	5,221.00	6,000.00
2012 015-673-430	REPAIRS & MAINTENANCE EXPENS	46,000.00	48,511.01	43,629.00	35,000.00
2012 015-673-457	INS-EXP VEHICLES & EQUIPMENT	579.00	578.42	600.00	750.00
2012 015-673-459	INS EXPENSE-PROP & LIABILITY	35,000.00	38,368.50	40,600.00	45,500.00
2012 015-673-468	CELL PHONE	.00	.00	.00	.00
2012 015-673-470	TELEPHONE EXPENSE	4,051.00	4,050.08	3,650.00	3,600.00
2012 015-673-475	ADVERTISING LOCAL	.00	.00	.00	10,000.00
2012 015-673-480	LEASE EXPENSE	.00	.00	.00	.00
2012 015-673-486	UNIFORM EXPENSE	1,983.00	3,454.48	3,188.00	3,500.00
2012 015-673-495	MISCELLANEOUS EXPENSE	2,188.00	3,687.93	985.00	1,500.00
2012 015-673-570	MACHINERY & EQUIPMENT EXPENS	55.00	54.99	1,406.00	656.00
2010 015-673-572	SECO GRANT EXPENSES	.00	.00	.00	.00
2012 015-673-697	SUB TOTAL OTHER	244,650.00	338,055.40	267,200.00	258,856.00
2012 015-673-998	EXPENDITURES-CIVIC CENTER	567,047.00	689,886.86	552,762.00	519,800.00
2012 015-999-999	TOTAL EXPENDITURES	567,047.00	689,886.86	552,762.00	519,800.00

ACCOUNT #	ACCOUNT NAME	2010 BUDGET	2010 ACTUAL	2011 BUDGET	2012 BUDGET
2012 016-350-100	JP 1 TECHONOLOGY FEES	5,000.00	4,237.56	4,500.00	4,000.00
2012 016-350-200	JP 2 TECHNOLOGY FEES	6,500.00	6,300.50	6,500.00	5,500.00
2012 016-350-300	DPS TECHNOLOGY GRANT REVENUE	.00	.00	.00	.00
2012 016-360-000	INTEREST REVENUE	50.00	75.24	75.00	55.00
2012 016-370-000	MISCELLANEOUS REVENUE	.00	.00	.00	.00
2012 016-399-999	TOTAL REVENUE	11,550.00	10,613.30	11,075.00	9,555.00
2012 016-455-330	OPERATING	21.00	.00	1,000.00	.00
2012 016-455-335	COMPUTER MAINTENANCE	9,979.00	9,978.96	9,700.00	10,337.00
2012 016-455-570	EQUIPMENT EXPENSE	5,000.00	.00	6,500.00	1,000.00
2010 016-455-573	DPS TECHONOLOGY GRANT	.00	.00	.00	.00
2012 016-455-597	SUB TOTAL OTHER	15,000.00	9,978.96	17,200.00	11,337.00
2012 016-455-998	EXPENDITURES-JP COMPUTER TEC	15,000.00	9,978.96	17,200.00	11,337.00
2012 016-999-999	TOTAL EXPENSES	15,000.00	9,978.96	17,200.00	11,337.00

ACCOUNT #	ACCOUNT NAME	2010 BUDGET	2010 ACTUAL	2011 BUDGET	2012 BUDGET
2012 017-330-476	STATE REVENUE	34,450.00	26,169.00	.00	.00
2012 017-339-100	FRANKLIN COUNTY REVENUE	74,668.00	74,668.08	65,724.00	60,700.00
2012 017-339-300	DELTA COUNTY REVENUE	37,046.00	37,046.85	32,608.00	29,941.00
2012 017-360-000	INTEREST EARNINGS REVENUE	100.00	316.64	200.00	250.00
2012 017-370-000	MISCELLANEOUS REVENUE	.00	1,329.13	.00	.00
2012 017-370-300	HEALTH INSURANCE CREDIT	.00	.00	.00	5,789.00
2012 017-390-010	TRANSFER FROM GENERAL FUND	229,442.00	229,442.00	201,958.00	201,252.00
2012 017-390-092	TRANSFER FROM GENERAL FUND	.00	.00	.00	.00
2011 017-390-093	TRANSFER FROM PAYROLL	.00	.00	.00	.00
2012 017-399-999	TOTAL REVENUE	375,706.00	368,971.70	300,490.00	297,932.00
2012 017-403-597	SUB TOTAL OTHER	.00	.00	.00	.00
2012 017-476-102	APPOINTED OFFICIAL SERVICE	4,819.00	4,818.58	4,800.00	4,800.00
2012 017-476-103	ASSISTANT'S DISTRICT ATTORNEY	133,172.00	105,560.84	111,471.00	111,721.00
2012 017-476-104	INVESTIGATOR	.00	.00	.00	.00
2012 017-476-105	SECRETARIES SALARIES	126,040.00	126,039.46	125,789.00	101,304.00
2012 017-476-109	CELL PHONE ALLOWANCE	.00	.00	.00	.00
2012 017-476-112	LONGEVITY EXPENSE	1,350.00	1,125.00	1,275.00	1,875.00
2012 017-476-200	SOCIAL SECURITY EXPENSE	20,051.00	18,031.96	18,650.00	16,807.00
2012 017-476-202	GROUP INSURANCE EXPENSE	52,992.00	33,799.06	38,088.00	40,896.00
2012 017-476-203	RETIREMENT EXPENSE	30,731.00	27,342.30	28,718.00	27,221.00
2012 017-476-204	WORKER'S COMP INSURANCE EXP	750.00	303.88	500.00	500.00
2012 017-476-206	UNEMPLOYMENT TAX EXPENSE	1,000.00	510.56	750.00	860.00
2012 017-476-297	SUB TOTAL SALARIES & BENEFIT	370,905.00	317,531.64	330,041.00	305,984.00
2012 017-476-330	SUPPLIES	7,884.00	7,373.81	.00	.00
2012 017-476-331	BOOKS	500.00	460.00	.00	.00
2012 017-476-332	SUBSCRIPTIONS	3,500.00	2,573.07	.00	.00
2012 017-476-340	POSTAGE	2,300.00	1,256.22	.00	.00
2012 017-476-403	EDUCATION	1,349.00	1,348.45	.00	.00
2012 017-476-404	TRAVEL	900.00	781.22	.00	.00
2012 017-476-420	UTILITIES	7,133.00	6,317.52	.00	.00
2012 017-476-460	BUILDING RENT	.00	.00	.00	.00
2012 017-476-470	TELEPHONE	3,450.00	2,771.42	.00	.00
2012 017-476-471	DUES	1,000.00	620.00	.00	.00
2012 017-476-480	EQUIPMENT RENT	5,600.00	3,787.44	.00	.00
2012 017-476-573	OFFICE EQUIPMENT	1,085.00	1,085.00	.00	.00
2012 017-476-998	EXPENDITURES-DISTRICT ATTORN	405,606.00	345,905.79	330,041.00	305,984.00
2012 017-999-999	TOTAL EXPENDITURES/DIST.ATTY	405,606.00	345,905.79	330,041.00	305,984.00

ACCOUNT #	ACCOUNT NAME	2010 BUDGET	2010 ACTUAL	2011 BUDGET	2012 BUDGET
2012 018-343-000	LAW LIBRARY FEES REVENUE	20,000.00	24,009.50	22,000.00	24,000.00
2012 018-360-000	INTEREST EARNINGS REVENUE	.00	3.68	10.00	.00
2012 018-399-999	TOTAL REVENUE	20,000.00	24,013.18	22,010.00	24,000.00
2012 018-650-105	CLERK SALARY	.00	.00	.00	.00
2012 018-650-200	SOCIAL SECURITY	.00	.00	.00	.00
2012 018-650-202	GROUP INSURANCE EXPENSE	.00	.00	.00	.00
2012 018-650-203	RETIREMENT EXPENSE	.00	.00	.00	.00
2012 018-650-204	WORKER'S COMPENSATION	.00	.00	.00	.00
2012 018-650-206	UNEMPLOYMENT EXPENSE	.00	.00	.00	.00
2012 018-650-297	SUB TOTAL SALARIES & BENEFIT	.00	.00	.00	.00
2012 018-650-330	OPERATING EXPENSE	25,000.00	32,974.52	15,000.00	20,000.00
2012 018-650-422	UTILITIES	.00	.00	.00	.00
2012 018-650-460	BUILDING RENT	.00	.00	.00	.00
2012 018-650-485	INSURANCE	.00	.00	.00	.00
2012 018-650-597	SUB TOTAL OTHER	25,000.00	32,974.52	15,000.00	20,000.00
2012 018-650-998	EXPENDITURES-LAW LIBRARY	25,000.00	32,974.52	15,000.00	20,000.00
2012 018-999-999	TOTAL EXPENDITURES	25,000.00	32,974.52	15,000.00	20,000.00

ACCOUNT #	ACCOUNT NAME	2010 BUDGET	2010 ACTUAL	2011 BUDGET	2012 BUDGET
2012 019-340-400	RECORD PRESERVATION DC/CC	14,000.00	20,043.74	18,000.00	19,000.00
2012 019-340-750	ARCHIVE FEE	4,000.00	4,367.00	4,000.00	4,000.00
2012 019-360-000	INTEREST	150.00	781.61	600.00	500.00
2010 019-370-000	MISCELLANEOUS REVENUE	.00	230.00	.00	.00
2012 019-399-999	TOTAL REVENUE	18,150.00	25,422.35	22,600.00	23,500.00
2012 019-403-104	DEPUTY SALARY	17,066.00	17,065.56	17,000.00	17,000.00
2012 019-403-107	REC.PREV.PART TIME HELP	.00	.00	.00	.00
2012 019-403-200	SOCIAL SECURITY EXPENSE	1,235.00	1,211.39	1,301.00	1,301.00
2012 019-403-202	GROUP INSURANCE	.00	.00	.00	.00
2012 019-403-203	RETIREMENT EXPENSE	1,969.00	1,965.12	1,969.00	2,106.00
2012 019-403-204	WORKERS COMP EXPENSE	50.00	21.18	50.00	.00
2012 019-403-206	UNEMPLOYMENT EXPENSE	75.00	10.24	75.00	.00
2012 019-403-297	SUB TOTAL SALARIES & BENEFIT	20,395.00	20,273.49	20,395.00	20,407.00
2012 019-403-330	OPERATING EXPENSES	.00	.00	50,000.00	50,000.00
2012 019-403-335	COMPUTER SOFTWARE MAINTENANC	1,750.00	1,750.00	1,750.00	.00
2012 019-403-401	CONTRACT SERVICE EXPENSE	.00	.00	.00	.00
2012 019-403-570	EQUIPMENT EXPENSE	.00	.00	.00	.00
2012 019-403-597	SUB TOTAL OTHER	1,750.00	1,750.00	51,750.00	50,000.00
2012 019-403-998	EXPENDITURES-RECORD PRESERVA	22,145.00	22,023.49	72,145.00	70,407.00
2012 019-999-999	TOTAL EXPENSES	22,145.00	22,023.49	72,145.00	70,407.00

ACCOUNT #	ACCOUNT NAME	2010 BUDGET	2010 ACTUAL	2011 BUDGET	2012 BUDGET
2012 020-340-400	SECURITY FEE	21,000.00	19,912.30	20,000.00	19,000.00
2012 020-360-000	INTEREST	50.00	2.97	10.00	.00
2012 020-370-000	MISCELLANEOUS REVENUE	.00	380.00	.00	.00
2012 020-390-010	TRANSFER FROM GENERAL FUND	.00	.00	.00	5,000.00
2012 020-399-999	TOTAL REVENUE	21,050.00	20,295.27	20,010.00	24,000.00
2012 020-403-104	SECURITY SALARIES	18,960.00	23,888.44	18,000.00	18,000.00
2012 020-403-112	LONGEVITY EXPENSE	.00	.00	.00	.00
2012 020-403-200	SOCIAL SECURITY	1,377.00	1,771.82	1,377.00	1,377.00
2012 020-403-202	GROUP INSURANCE	.00	.00	.00	.00
2012 020-403-203	RETIREMENT	2,084.00	2,684.64	2,120.00	2,230.00
2012 020-403-204	WORKER'S COMPENSATION	289.00	288.85	1,200.00	1,200.00
2012 020-403-206	UNEMPLOYMENT TAX EXPENSE	51.00	50.14	100.00	72.00
2012 020-403-297	SUB TOTAL SALARIES & BENEFIT	22,761.00	28,683.89	22,797.00	22,879.00
2012 020-403-330	SECURITY EXPENSE	1,626.00	2,146.77	.00	.00
2012 020-403-403	SCHOOLS AND TRAINING	500.00	734.45	.00	.00
2012 020-403-468	CELL PHONE EXPENSE	374.00	373.41	350.00	350.00
2012 020-403-470	TELEPHONE EXPENSE	.00	.00	.00	.00
2012 020-403-485	INSURANCE	.00	.00	.00	.00
2012 020-403-570	EQUIPMENT EXPENSE	.00	.00	.00	250.00
2012 020-403-597	SUB TOTAL OTHER	2,500.00	3,254.63	350.00	600.00
2012 020-403-998	EXPENDITURES=COURTHOUSE SECU	25,261.00	31,938.52	23,147.00	23,479.00
2012 020-999-999	TOTAL EXPENSES	25,261.00	31,938.52	23,147.00	23,479.00

ACCOUNT #	ACCOUNT NAME	2010 BUDGET	2010 ACTUAL	2011 BUDGET	2012 BUDGET
2012 021-340-400	SECURITY FEE	2,500.00	2,715.93	2,900.00	4,500.00
2012 021-360-000	INTEREST	50.00	110.27	100.00	75.00
2012 021-399-999	TOTAL REVENUE	2,550.00	2,826.20	3,000.00	4,575.00
2012 021-403-330	SECURITY EXPENSES	9,150.00	6,781.25	9,150.00	8,500.00
2012 021-403-597	SUB TOTAL OTHER	9,150.00	6,781.25	9,150.00	8,500.00
2012 021-403-998	EXPENDITURES-JP SECURITY FUN	9,150.00	6,781.25	9,150.00	8,500.00
2012 021-999-999	TOTAL EXPENSES	9,150.00	6,781.25	9,150.00	8,500.00

ACCOUNT #	ACCOUNT NAME	2010 BUDGET	2010 ACTUAL	2011 BUDGET	2012 BUDGET
2012 022-330-490	HAVA GRANT	23,289.00	60,475.58	.00	.00
2012 022-360-000	INTEREST	25.00	53.41	35.00	75.00
2012 022-370-100	EQUIPMENT RENT REVENUE	4,445.00	3,725.00	4,500.00	6,500.00
2012 022-399-999	TOTAL REVENUE	27,759.00	64,253.99	4,535.00	6,575.00
2012 022-403-330	OPERATING EXPENSES	.00	.00	.00	.00
2012 022-403-335	SOFTWARE MAINTENANCE	.00	.00	.00	7,778.00
2012 022-403-402	SCHOOLS & TRAINING	1,000.00	.00	1,000.00	2,000.00
2012 022-403-403	HAVA SCHOOLS & TRAINING	1,615.00	.00	1,000.00	.00
2012 022-403-404	HAVA COMPLIANCE	4,891.00	43,877.85	.00	.00
2012 022-403-405	HAVA TEAM CAPABILITY	7,783.00	6,398.04	.00	.00
2012 022-403-406	HAVA POLLING PLACE ACCESS	6,500.00	.00	.00	.00
2012 022-403-407	HAVA OPPORTUNITY FOR ACCESS	2,500.00	2,500.00	.00	.00
2012 022-403-485	INSURANCE EXPENSE	750.00	702.62	708.00	750.00
2012 022-403-570	HAVA EQUIPMENT EXPENSE	.00	.00	.00	750.00
2012 022-403-572	MACHINERY & EQUIPMENT	2,720.00	1,345.39	.00	9,000.00
2012 022-403-573	EQUIPMENT EXPENSE	.00	.00	10,535.00	.00
2012 022-403-597	SUB TOTAL OTHER	27,759.00	54,823.90	13,243.00	20,278.00
2012 022-403-998	EXPENDITURES-HAVA/ELECTION F	27,759.00	54,823.90	13,243.00	20,278.00
2012 022-999-999	TOTAL EXPENSES	27,759.00	54,823.90	13,243.00	20,278.00

ACCOUNT #	ACCOUNT NAME	2010 BUDGET	2010 ACTUAL	2011 BUDGET	2012 BUDGET
2012 023-350-100	CO CLERK TECHNOLOGY FEES	.00	101.00	.00	550.00
2012 023-350-200	DISTRICT CLERK TECHNOLOGY FE	.00	.00	.00	.00
2012 023-350-300	DPS TECHNOLOGY GRANT REVENUE	.00	.00	.00	.00
2012 023-360-000	INTEREST REVENUE	.00	.22	.00	.00
2012 023-370-000	MISCELLANEOUS REVENUE	.00	.00	.00	.00
2012 023-399-999	TOTAL REVENUE	.00	101.22	.00	550.00
2012 023-455-330	OPERATING	.00	.00	.00	1,250.00
2012 023-455-335	COMPUTER MAINTENANCE	.00	.00	.00	.00
2012 023-455-570	EQUIPMENT EXPENSE	.00	.00	.00	.00
2012 023-455-573	DPS TECHNOLOGY GRANT	.00	.00	.00	.00
2012 023-455-597	SUB TOTAL OTHER	.00	.00	.00	1,250.00
2012 023-455-998	EXPENDITURES-JP COMPUTER TEC	.00	.00	.00	1,250.00
2012 023-999-999	TOTAL EXPENSES	.00	.00	.00	1,250.00

ACCOUNT #	ACCOUNT NAME	2010 BUDGET	2010 ACTUAL	2011 BUDGET	2012 BUDGET
2012 024-360-000	INTEREST	50.00	23.17	20.00	20.00
2012 024-370-100	RENTAL INCOME	6,000.00	5,500.00	6,000.00	7,500.00
2012 024-390-025	TRANSFER FROM R & B PREC 1	.00	14.58	.00	.00
2012 024-399-999	TOTAL REVENUE	6,050.00	5,537.75	6,020.00	7,520.00
2012 024-510-430	REPAIRS AND MAINTENANCE INSU	727.00	561.58	900.00	1,417.00
2012 024-510-597	SUB TOTAL OTHER	727.00	561.58	900.00	1,417.00
2012 024-510-998	EXPENDITURES PRECINCT 1 HOUS	727.00	561.58	900.00	1,417.00
2012 024-700-060	TRANSFER TO DEBT SERVICE	6,298.00	5,525.00	5,592.00	6,103.00
2012 024-999-999	TOTAL EXPENDITURES	7,025.00	6,086.58	6,492.00	7,520.00

ACCOUNT #	ACCOUNT NAME	2010 BUDGET	2010 ACTUAL	2011 BUDGET	2012 BUDGET
2012 025-310-110	CURRENT TAX LEVY REVENUE	2,011,561.00	2,019,684.50	1,828,811.00	2,086,669.00
2012 025-310-120	DELINQUENT TAX REVENUE	41,438.00	126,053.94	37,129.00	42,456.00
2012 025-319-000	PENALTY & INTEREST REVENUE	36,563.00	35,179.48	32,761.00	37,462.00
2012 025-319-297	SUB TOTAL TAXES	2,089,562.00	2,180,917.92	1,898,701.00	2,166,587.00
2012 025-330-000	FEMA	.00	.00	.00	.00
2012 025-330-300	INTER LOCAL AGREEMENTS	.00	.00	58,457.00	.00
2012 025-333-400	STATE WEIGHT FEE	30,000.00	26,395.26	22,000.00	28,000.00
2012 025-333-500	STATE LATERAL REVENUE	36,000.00	36,276.41	36,000.00	36,000.00
2012 025-343-000	ROAD AND BRIDGE FEE	300,000.00	329,897.30	305,000.00	325,000.00
2012 025-343-100	VEHICLE REGISTRATION FEES	440,000.00	422,687.86	420,000.00	400,000.00
2012 025-360-000	INTEREST EARNINGS REVENUE	10,000.00	13,878.17	12,000.00	9,500.00
2012 025-364-100	SALE OF ASSETS	362,681.00	362,680.97	145,253.00	.00
2012 025-368-100	INSURANCE PROCEEDS	.00	.00	1,320.00	.00
2012 025-370-000	MISCELLANEOUS REVENUE	5,000.00	4,581.71	5,000.00	5,000.00
2012 025-370-100	PROCEEDS CAPITAL LEASE	383,750.00	383,750.00	217,761.00	.00
2012 025-390-026	TRANSFER FROM R&B SPECIAL MA	300,000.00	300,000.00	250,000.00	250,000.00
2012 025-390-027	TRANSFER FROM FARM TO MARKET	350,000.00	350,000.00	250,000.00	250,000.00
2012 025-390-035	TRANSFER FROM ORCA GRANT PCT	244,518.00	244,518.18	23,297.00	.00
2011 025-390-093	TRANSFER FROM PAYROLL	.00	.00	.00	.00
2012 025-399-297	SUB TOTAL OTHER	2,461,949.00	2,474,665.86	1,746,088.00	1,303,500.00
2012 025-399-999	TOTAL REVENUE	4,551,511.00	4,655,583.78	3,644,789.00	3,470,087.00
2012 025-611-101	ELECTED OFFICIAL SALARY	49,096.00	49,084.18	48,896.00	48,896.00
2012 025-611-103	ASSISTANTS SALARIES	157,904.00	157,903.99	156,704.00	156,704.00
2012 025-611-107	TEMPORARY OR EXTRA HELP SALA	10,240.00	10,240.00	10,800.00	10,800.00
2012 025-611-108	SUPERVISOR SALARY	37,664.00	37,663.85	37,515.00	37,515.00
2012 025-611-109	CELL PHONE ALLOWANCE	1,200.00	1,200.00	1,200.00	1,200.00
2012 025-611-112	LONGEVITY EXPENSE	6,150.00	6,150.00	7,425.00	6,975.00
2012 025-611-200	SOCIAL SECURITY EXPENSE	19,075.00	19,074.07	20,021.00	20,050.00
2012 025-611-202	GROUP INSURANCE EXPENSE	46,977.00	46,910.04	46,368.00	47,712.00
2012 025-611-203	RETIREMENT EXPENSE	28,876.00	28,867.50	30,689.00	32,343.00
2012 025-611-204	WORKER'S COMP INSURANCE EXP	8,240.00	8,239.39	11,000.00	11,000.00
2012 025-611-206	UNEMPLOYMENT TAX EXPENSE	800.00	429.93	800.00	846.00
2012 025-611-297	SUB TOTAL SALARIES & BENEFIT	366,222.00	365,762.95	371,418.00	374,041.00
2012 025-611-350	ROAD BUILDING EXPENSE	357,232.00	357,231.86	343,844.00	249,813.00
2012 025-611-351	BRIDGE BUILDING EXPENSE	.00	.00	.00	10,000.00
2012 025-611-352	CULVERTS EXPENSE	6,036.00	6,036.00	16,999.00	15,000.00
2012 025-611-403	SCHOOLS AND TRAINING EXPENSE	2,356.00	2,355.12	3,800.00	4,000.00
2012 025-611-420	ELECTRICITY EXPENSE	1,181.00	1,180.64	1,200.00	1,200.00
2012 025-611-421	WATER EXPENSE	219.00	218.34	450.00	400.00
2012 025-611-425	GAS, OIL AND GREASE EXPENSE	37,704.00	37,703.37	50,000.00	50,000.00
2012 025-611-430	REPAIRS & MAINTENANCE EXPENS	128,245.00	128,244.56	75,000.00	50,000.00
2012 025-611-435	SMALL TOOLS & SUPPLIES	23.00	22.91	501.00	500.00
2012 025-611-457	INS EXP-VEHICLES & CONTRACT	9,053.00	9,052.53	9,375.00	9,500.00
2012 025-611-459	INSURANCE EXPENSE-PROP & LIA	384.00	383.38	400.00	450.00
2012 025-611-468	CELL PHONE	.00	.00	.00	.00
2012 025-611-470	TELEPHONE EXPENSE	903.00	902.13	1,000.00	1,000.00
2012 025-611-480	LEASE EQUIPMENT EXPENSE	.00	.00	15,615.00	41,596.00
2012 025-611-486	UNIFORM RENTAL	5,770.00	5,769.04	5,000.00	5,000.00
2012 025-611-495	MISCELLANEOUS EXPENSE	4,825.00	4,824.46	1,500.00	2,500.00
2012 025-611-570	MACHINERY & EQUIPMENT EXPENS	57,439.00	57,439.00	111,212.00	50,000.00
2012 025-611-597	SUB TOTAL OTHER	611,370.00	611,363.34	635,896.00	490,959.00
2012 025-611-998	EXPENDITURES-R&B #1	977,592.00	977,126.29	1,007,314.00	865,000.00
2012 025-612-101	ELECTED OFFICIAL SALARY	49,085.00	49,084.18	49,461.00	48,896.00
2012 025-612-103	ASSISTANTS SALARIES	167,704.00	167,703.14	186,586.00	188,611.00
2012 025-612-107	TEMPORARY OR EXTRA HELP SALA	23,721.00	23,720.25	480.00	25,000.00
2012 025-612-108	SUPERVISOR SALARY	16,046.00	16,045.59	.00	.00
2012 025-612-109	CELL PHONE ALLOWANCE	.00	.00	450.00	600.00
2012 025-612-112	LONGEVITY EXPENSE	1,725.00	1,725.00	2,244.00	1,425.00
2012 025-612-200	SOCIAL SECURITY EXPENSE	19,592.00	19,591.59	18,256.00	20,237.00
2012 025-612-202	GROUP INSURANCE EXPENSE	33,079.00	33,078.60	40,368.00	47,712.00
2012 025-612-203	RETIREMENT EXPENSE	27,163.00	27,163.00	28,191.00	32,701.00
2012 025-612-204	WORKER'S COMP INSURANCE EXP	8,570.00	8,569.88	6,800.00	11,200.00
2012 025-612-206	UNEMPLOYMENT TAX EXPENSE	440.00	439.03	425.00	863.00
2012 025-612-297	SUB TOTAL SALARIES & BENEFIT	347,125.00	347,120.26	333,261.00	377,245.00
2012 025-612-350	ROAD BUILDING EXPENSE	403,277.00	403,272.42	322,505.00	254,680.00
2012 025-612-351	BRIDGE BUILDING EXPENSE	36,500.00	36,500.00	.00	.00
2012 025-612-352	CULVERTS EXPENSE	86,812.00	86,811.36	10,000.00	15,000.00
2012 025-612-403	SCHOOLS AND TRAINING EXPENSE	2,480.00	2,479.01	2,500.00	2,500.00
2012 025-612-420	ELECTRICITY EXPENSE	2,762.00	2,761.01	2,050.00	2,000.00

ACCOUNT #	ACCOUNT NAME	2010 BUDGET	2010 ACTUAL	2011 BUDGET	2012 BUDGET
2012 025-612-421	WATER EXPENSE	810.00	809.20	750.00	750.00
2012 025-612-425	GAS, OIL AND GREASE EXPENSE	73,423.00	73,422.17	74,910.00	75,000.00
2012 025-612-430	REPAIRS & MAINTENANCE EXPENS	111,772.00	111,771.52	47,000.00	50,000.00
2012 025-612-435	SMALL TOOLS & SUPPLIES	48.00	47.15	11.00	.00
2012 025-612-457	INS EXP-VEHICLES & CONTRACT	11,365.00	11,364.80	12,812.00	9,700.00
2012 025-612-459	INSURANCE EXPENSE-PROP & LIA	689.00	688.58	706.00	750.00
2012 025-612-468	CELL PHONE	.00	.00	.00	.00
2012 025-612-470	TELEPHONE EXPENSE	769.00	768.57	750.00	750.00
2012 025-612-480	LEASE EQUIPMENT EXPENSE	264,862.00	264,861.35	46,223.00	56,500.00
2012 025-612-486	UNIFORM RENTAL EXPENSE	4,651.00	4,650.73	4,750.00	3,000.00
2012 025-612-495	MISCELLANEOUS EXPENSE	1,892.00	1,891.60	858.00	.00
2012 025-612-570	MACHINERY & EQUIPMENT EXPENS	451,474.00	451,474.00	271,952.00	17,125.00
2012 025-612-597	SUB TOTAL OTHER	1,453,586.00	1,453,573.47	797,777.00	487,755.00
2012 025-612-998	EXPENDITURES-R&B #2	1,800,711.00	1,800,693.73	1,131,038.00	865,000.00
2012 025-613-101	ELECTED OFFICIAL SALARY	49,085.00	49,084.18	48,896.00	48,896.00
2012 025-613-103	ASSISTANTS SALARIES	158,585.00	158,584.55	157,285.00	157,285.00
2012 025-613-107	TEMPORARY OR EXTRA HELP SALA	.00	.00	.00	5,000.00
2012 025-613-108	SUPERVISOR SALARY	37,055.00	37,054.37	37,515.00	37,515.00
2012 025-613-109	CELL PHONE ALLOWANCE	1,200.00	1,200.00	1,200.00	1,200.00
2012 025-613-112	LONGEVITY EXPENSE	6,300.00	6,300.00	6,750.00	7,350.00
2012 025-613-200	SOCIAL SECURITY EXPENSE	19,057.00	19,036.91	19,628.00	19,679.00
2012 025-613-202	GROUP INSURANCE EXPENSE	46,305.00	46,304.91	46,368.00	47,712.00
2012 025-613-203	RETIREMENT EXPENSE	28,894.00	28,893.44	30,083.00	31,724.00
2012 025-613-204	WORKER'S COMP INSURANCE EXP	8,740.00	8,739.81	10,925.00	11,000.00
2012 025-613-206	UNEMPLOYMENT TAX EXPENSE	448.00	447.23	800.00	825.00
2012 025-613-297	SUB TOTAL SALARIES & BENEFIT	355,669.00	355,645.40	359,450.00	368,186.00
2012 025-613-350	ROAD BUILDING EXPENSE	417,278.00	417,277.94	340,469.00	294,964.00
2012 025-613-351	BRIDGE BUILDING EXPENSE	.00	.00	2,500.00	2,500.00
2012 025-613-352	CULVERTS EXPENSE	10,000.00	7,115.92	10,000.00	10,000.00
2012 025-613-403	SCHOOLS AND TRAINING EXPENSE	2,513.00	2,512.39	2,500.00	2,500.00
2012 025-613-420	ELECTRICITY EXPENSE	1,500.00	1,234.95	1,500.00	1,500.00
2012 025-613-421	WATER EXPENSE	204.00	204.00	200.00	200.00
2012 025-613-425	GAS, OIL AND GREASE EXPENSE	52,500.00	44,021.59	60,000.00	60,000.00
2012 025-613-430	REPAIRS & MAINTENANCE EXPENS	62,291.00	62,163.97	65,000.00	65,000.00
2012 025-613-435	SMALL TOOLS & SUPPLIES	1,000.00	117.63	1,000.00	1,000.00
2012 025-613-457	INS EXP-VEHICLES & CONTRACT	12,000.00	11,507.31	11,954.00	12,500.00
2012 025-613-459	INSURANCE EXPENSE-PROP & LIA	500.00	329.92	333.00	400.00
2012 025-613-468	CELL PHONE	.00	.00	.00	.00
2012 025-613-470	TELEPHONE EXPENSE	750.00	632.71	750.00	750.00
2012 025-613-480	LEASE EQUIPMENT EXPENSE	.00	.00	.00	.00
2012 025-613-486	UNIFORM RENTAL EXPENSE	3,100.00	2,828.69	3,000.00	3,500.00
2012 025-613-495	MISCELLANEOUS EXPENSE	3,458.00	7,226.36	2,000.00	2,000.00
2012 025-613-570	MACHINERY & EQUIPMENT EXPENS	86,800.00	86,800.00	8,750.00	40,000.00
2012 025-613-597	SUB TOTAL OTHER	653,894.00	643,973.38	509,956.00	496,814.00
2012 025-613-998	EXPENDITURES-R&B #3	1,009,563.00	999,618.78	869,406.00	865,000.00
2012 025-614-101	ELECTED OFFICIAL SALARY	49,085.00	49,084.18	49,085.00	48,896.00
2012 025-614-103	ASSISTANTS SALARIES	201,115.00	201,114.32	157,842.00	149,199.00
2012 025-614-107	TEMPORARY OR EXTRA HELP SALA	.00	.00	3,300.00	6,000.00
2012 025-614-108	SUPERVISOR SALARY	.00	.00	.00	.00
2012 025-614-109	CELL PHONE ALLOWANCE	600.00	600.00	1,200.00	1,200.00
2012 025-614-112	LONGEVITY EXPENSE	3,525.00	3,525.00	3,525.00	3,525.00
2012 025-614-200	SOCIAL SECURITY EXPENSE	19,248.00	19,247.10	16,252.00	15,975.00
2012 025-614-202	GROUP INSURANCE EXPENSE	48,516.00	48,515.28	39,808.00	40,896.00
2012 025-614-203	RETIREMENT EXPENSE	29,102.00	29,101.12	24,727.00	25,724.00
2012 025-614-204	WORKER'S COMP INSURANCE EXP	8,237.00	8,236.07	6,250.00	11,250.00
2012 025-614-206	UNEMPLOYMENT TAX EXPENSE	432.00	431.48	400.00	635.00
2012 025-614-297	SUB TOTAL SALARIES & BENEFIT	359,860.00	359,854.55	302,389.00	303,300.00
2012 025-614-350	ROAD BUILDING EXPENSE	322,456.00	318,066.65	344,683.00	293,468.00
2012 025-614-351	BRIDGE BUILDING EXPENSE	.00	.00	.00	2,500.00
2012 025-614-352	CULVERTS EXPENSE	12,500.00	11,228.31	10,000.00	12,000.00
2012 025-614-403	SCHOOLS AND TRAINING EXPENSE	2,745.00	2,558.02	1,400.00	3,000.00
2012 025-614-420	ELECTRICITY EXPENSE	750.00	699.18	700.00	700.00
2012 025-614-421	WATER EXPENSE	710.00	587.36	250.00	250.00
2012 025-614-425	GAS, OIL AND GREASE EXPENSE	76,023.00	76,022.23	84,000.00	80,000.00
2012 025-614-430	REPAIRS & MAINTENANCE EXPENS	90,620.00	90,619.89	76,320.00	75,000.00
2012 025-614-435	SMALL TOOLS & SUPPLIES	1,000.00	937.26	.00	1,000.00
2012 025-614-457	INS EXP-VEHICLES & CONTRACT	10,200.00	10,056.66	10,290.00	11,000.00
2012 025-614-459	INSURANCE EXPENSE-PROP & LIA	500.00	322.96	331.00	350.00
2012 025-614-468	CELL PHONE	.00	.00	.00	.00

ACCOUNT #	ACCOUNT NAME	2010 BUDGET	2010 ACTUAL	2011 BUDGET	2012 BUDGET
2012 025-614-470	TELEPHONE EXPENSE	960.00	827.31	925.00	900.00
2012 025-614-480	LEASE EQUIPMENT EXPENSE	45,748.00	45,747.37	25,433.00	24,032.00
2012 025-614-486	UNIFORM RENTAL EXPENSE	5,794.00	5,793.12	4,600.00	5,000.00
2012 025-614-495	MISCELLANEOUS EXPENSE	3,077.00	6,845.80	1,371.00	2,500.00
2012 025-614-570	MACHINERY & EQUIPMENT EXPENS	80,400.00	76,438.93	38,649.00	50,000.00
2012 025-614-597	SUB TOTAL OTHER	653,483.00	646,751.05	598,952.00	561,700.00
2012 025-614-998	EXPENDITURES-R&B #4	1,013,343.00	1,006,605.60	901,341.00	865,000.00
2012 025-999-999	TOTAL EXPENDITURES	4,801,209.00	4,784,044.40	3,909,099.00	3,460,000.00

ACCOUNT #	ACCOUNT NAME	2010 BUDGET	2010 ACTUAL	2011 BUDGET	2012 BUDGET
2012 026-310-110	CURRENT TAX LEVY REVENUE	253,471.00	254,384.87	254,701.00	240,712.00
2012 026-310-120	DELINQUENT TAX REVENUE	5,221.00	7,444.29	5,171.00	4,898.00
2012 026-319-000	PENALTY & INTEREST REVENUE	4,607.00	4,884.41	4,563.00	4,321.00
2012 026-319-297	SUB TOTAL TAXES	263,299.00	266,713.57	264,435.00	249,931.00
2012 026-360-000	INTEREST EARNINGS REVENUE	500.00	427.14	400.00	500.00
2012 026-370-000	MISCELLANEOUS INCOME	.00	.00	.00	.00
2012 026-399-297	SUB TOTAL OTHER	500.00	427.14	400.00	500.00
2012 026-399-999	TOTAL REVENUE	263,799.00	267,140.71	264,835.00	250,431.00
2012 026-629-025	TRANSFER TO R & B MAINTENANC	300,000.00	300,000.00	250,000.00	.00
2012 026-629-600	ROAD & BRIDGE CONTINGENCY	.00	.00	.00	.00
2012 026-629-998	EXPENDITURES-R & B SPECIAL M	300,000.00	300,000.00	250,000.00	.00
2012 026-999-999	TOTAL EXPENDITURES	300,000.00	300,000.00	250,000.00	.00

ACCOUNT #	ACCOUNT NAME	2010 BUDGET	2010 ACTUAL	2011 BUDGET	2012 BUDGET
2012 027-310-110	CURRENT TAX LEVY REVENUE	235,787.00	236,926.91	236,931.00	239,967.00
2012 027-310-120	DELINQUENT TAX REVENUE	4,857.00	7,924.94	4,810.00	4,882.00
2012 027-319-000	PENALTY & INTEREST REVENUE	4,286.00	4,990.27	4,244.00	4,308.00
2012 027-319-297	SUB TOTAL TAXES	244,930.00	249,842.12	245,985.00	249,157.00
2012 027-330-600	INTERGOVERNMENTAL CITY OF SS	.00	.00	.00	.00
2012 027-360-000	INTEREST EARNINGS REVENUE	1,500.00	2,681.90	2,500.00	500.00
2012 027-370-000	MISCELLANEOUS INCOME	.00	.00	.00	.00
2012 027-399-297	SUB TOTAL OTHER	1,500.00	2,681.90	2,500.00	500.00
2012 027-399-999	TOTAL REVENUE	246,430.00	252,524.02	248,485.00	249,657.00
2012 027-629-025	TRANSFER TO R & B MAINTENANC	350,000.00	350,000.00	249,000.00	250,000.00
2012 027-629-480	CITY OF SULPHUR SPRINGS	.00	.00	.00	.00
2012 027-629-500	RIGHT OF WAY EXPENSE	.00	.00	1,000.00	.00
2012 027-629-998	EXPENDITURES-FARM TO MARKET	350,000.00	350,000.00	250,000.00	250,000.00
2012 027-999-999	TOTAL EXPENDITURES	350,000.00	350,000.00	250,000.00	250,000.00

ACCOUNT #	ACCOUNT NAME	2010 BUDGET	2010 ACTUAL	2011 BUDGET	2012 BUDGET
2011 029-333-100	CHAPTER 19/ELECTION REVENUE	.00	.00	.00	.00
2011 029-333-400	CHAPTER 19 EXPENSES	.00	.00	.00	.00
2011 029-340-400	RECORD ARCHIVE FEE	.00	.00	.00	.00
2012 029-340-401	RECORD ARCHIVE FEE	30,000.00	27,390.00	25,000.00	26,000.00
2012 029-360-000	INTEREST	.00	.00	.00	100.00
2012 029-370-000	MISCELLANEOUS REVENUE	.00	.00	.00	.00
2012 029-399-999	TOTAL REVENUE	30,000.00	27,390.00	25,000.00	26,100.00
2012 029-403-330	ARCHIVE EXPENSE	70,000.00	25,895.85	70,000.00	70,000.00
2012 029-403-697	SUB TOTAL OTHER	70,000.00	25,895.85	70,000.00	70,000.00
2012 029-403-998	EXPENDITURES-RECORD MANAGEME	70,000.00	25,895.85	70,000.00	70,000.00
2012 029-999-999	TOTAL EXPENDITURES	70,000.00	25,895.85	70,000.00	70,000.00

ACCOUNT #	ACCOUNT NAME	2010 BUDGET	2010 ACTUAL	2011 BUDGET	2012 BUDGET
2012 060-310-110	CURRENT TAX LEVY REVENUE	346,917.00	347,984.26	603,878.00	544,024.00
2012 060-310-120	DELINQUENT TAX REVENUE	7,146.00	13,089.51	12,260.00	11,069.00
2012 060-319-000	PENALTY & INTEREST REVENUE	6,306.00	7,328.10	10,818.00	9,767.00
2012 060-319-297	SUB TOTAL TAXES	360,369.00	368,401.87	626,956.00	564,860.00
2012 060-360-000	INTEREST EARNINGS REVENUE	1,500.00	6,353.24	3,500.00	4,000.00
2012 060-370-000	MISCELLANEOUS INCOME	.00	.00	.00	.00
2012 060-390-012	TRANSFER FROM CIVIC CENTER H	.00	.00	.00	55,732.00
2012 060-390-024	TRANSFER FROM PCT 1 HOUSE	6,298.00	5,525.00	5,592.00	6,103.00
2012 060-390-074	TRANSFER FROM 2007 CO ISSUE	276,234.00	1,077,976.00	.00	.00
2012 060-399-297	SUB TOTAL OTHER	284,032.00	1,089,854.24	9,092.00	65,835.00
2012 060-399-999	TOTAL REVENUE	644,401.00	1,458,256.11	636,048.00	630,695.00
2012 060-680-621	PRINCIPLE-JAIL/CH/CC PAVILIO	75,000.00	75,000.00	190,000.00	215,000.00
2012 060-680-622	PRINCIPLE-STATE INF BANK	.00	795,235.59	.00	.00
2012 060-680-625	PRINCIPLE-CH CO'S SERIES 200	60,000.00	60,000.00	.00	.00
2012 060-680-627	PRINCIPLE-FIRE STATION	112,143.00	112,142.85	112,143.00	112,143.00
2012 060-680-629	PRINCIPLE-CO'S 2007	130,000.00	130,000.00	140,000.00	145,000.00
2012 060-680-661	INTERST-JAIL/CH/CC PAVILION	36,685.00	36,685.00	33,086.00	46,042.00
2012 060-680-662	INTEREST-STATE INF BANK	.00	6,506.44	.00	.00
2012 060-680-665	INTEREST-CH CO'S 2000	48,570.00	48,570.00	570.00	.00
2012 060-680-667	INTEREST-FIRE STATION	18,616.00	18,615.72	14,156.00	9,308.00
2012 060-680-669	INTEREST-CO'S 2007	146,234.00	146,233.76	139,572.00	132,397.00
2012 060-680-690	PAYING AGENT EXPENSE	2,000.00	1,984.00	1,000.00	2,000.00
2012 060-680-998	EXPENDITURES-DEBT SERVICE	629,248.00	1,430,973.36	630,527.00	661,890.00
2012 060-999-999	TOTAL EXPENDITURES	629,248.00	1,430,973.36	630,527.00	661,890.00

ACCOUNT #	ACCOUNT NAME	2010 BUDGET	2010 ACTUAL	2011 BUDGET	2012 BUDGET
2012 071-330-100	THC GRANT	.00	.00	.00	.00
2012 071-360-000	INTEREST	10.00	105.70	100.00	25.00
2012 071-367-100	CONTRIBUTIONS & DONATIONS	3,500.00	1,271.70	1,000.00	1,000.00
2012 071-390-010	TRANSFER FROM GENERAL FUND	.00	.00	.00	.00
2012 071-399-999	TOTAL REVENUE	3,510.00	1,377.40	1,100.00	1,025.00
2012 071-530-330	LOCAL RESTORATION EXPENSE	7,500.00	11,400.00	4,400.00	11,025.00
2012 071-530-998	EXPENDITURES-CH RESTORATION	7,500.00	11,400.00	4,400.00	11,025.00
2012 071-999-999	TOTAL EXPENDITURES	7,500.00	11,400.00	4,400.00	11,025.00

ACCOUNT #	ACCOUNT NAME	2010 BUDGET	2010 ACTUAL	2011 BUDGET	2012 BUDGET
2012 072-333-100	PROCEEDS FROM C O'S	.00	.00	.00	.00
2012 072-360-000	INTEREST	.00	.00	.00	.00
2012 072-367-100	CONTRIBUTIONS & DONATIONS	.00	.00	.00	.00
2012 072-390-010	TRANSFER FROM GENERAL FUND	.00	.00	.00	.00
2012 072-390-012	TRANSFER FROM HOTEL MOTAL TA	20,000.00	20,000.00	20,000.00	20,000.00
2012 072-399-999	TOTAL REVENUE	20,000.00	20,000.00	20,000.00	20,000.00
2012 072-530-300	CONSTRUCTION EXPENSE	.00	.00	.00	.00
2012 072-530-330	ARCHITECT/ENGINEERING/SURVEY	.00	.00	.00	.00
2012 072-530-403	COST OF ISSUANCE	.00	.00	.00	.00
2012 072-999-999	TOTAL EXPENDITURES	.00	.00	.00	.00

ACCOUNT #	ACCOUNT NAME	2010 BUDGET	2010 ACTUAL	2011 BUDGET	2012 BUDGET
2012 074-333-100	PROCEEDS FROM BONDS	.00	.00	.00	.00
2012 074-360-000	INTEREST	5,000.00	2,198.94	.00	.00
2012 074-370-100	RENT REVENUE	.00	.00	.00	.00
2012 074-399-999	TOTAL REVENUE	5,000.00	2,198.94	.00	.00
2012 074-530-300	ROW EXPENSE HWY 11	.00	.00	8,585.00	.00
2012 074-530-403	COST OF ISSUANCE	.00	.00	.00	.00
2012 074-530-500	LAND PURCHASE R & B PCT 1	.00	.00	.00	.00
2012 074-530-530	FIDELITY EXP BUILDING PURCHA	.00	.00	.00	.00
2012 074-530-535	BUILDING PROJECT/PARKING LOT	428,766.00	1,876.40	368,990.00	344,667.00
2012 074-700-060	TRANSFER TO DEBT SERVICE	276,234.00	1,077,976.00	.00	.00
2012 074-999-999	TOTAL EXPENDITURES	705,000.00	1,079,852.40	377,575.00	344,667.00

ACCOUNT #	ACCOUNT NAME	2010 BUDGET	2010 ACTUAL	2011 BUDGET	2012 BUDGET
2012 080-340-300	FORFEITURE FUNDS	.00	245.00	.00	.00
2012 080-360-000	INTEREST	.00	121.91	.00	.00
2012 080-399-999	TOTAL REVENUE	.00	366.91	.00	.00
2012 080-543-330	OPERATING EXPENSES	.00	14,373.29	.00	1,800.00
2010 080-543-572	AUTOMOBILE EXPENSE	.00	11,400.00	.00	.00
2012 080-543-998	EXPENDITURES-SO FED FORFEITU	.00	25,773.29	.00	1,800.00
2012 080-999-999	TOTAL EXPENDITURES	.00	25,773.29	.00	1,800.00

ACCOUNT #	ACCOUNT NAME	2010 BUDGET	2010 ACTUAL	2011 BUDGET	2012 BUDGET
2012 086-340-301	FORFIETURE REVENUE	20,000.00	8,133.73	5,000.00	.00
2012 086-360-000	INTEREST	.00	20.30	.00	.00
2012 086-370-000	MISCELLANEOUS REVENUE	.00	.00	.00	.00
2012 086-399-999	TOTAL REVENUE	20,000.00	8,154.03	5,000.00	.00
2012 086-560-300	INFORMANT EXPENSE	1,000.00	.00	2,000.00	.00
2012 086-560-330	OPERATING EXPENSES	.00	2,039.90	2,000.00	3,700.00
2012 086-560-403	SCHOOLS & TRAINING	2,000.00	470.00	.00	.00
2012 086-560-430	REPAIRS & MAINTENANCE	.00	436.70	.00	.00
2012 086-560-495	MISCELLANEOUSE EXPENSE	.00	3,165.03	1,500.00	.00
2012 086-560-570	MACHINERY & EQUIPMENT EXPENS	17,000.00	2,294.61	1,500.00	.00
2012 086-560-998	EXPENDITURES-SO DRUG FORFIET	20,000.00	8,406.24	7,000.00	3,700.00
2012 086-999-999	TOTAL EXPENDITURES	20,000.00	8,406.24	7,000.00	3,700.00

ACCOUNT #	ACCOUNT NAME	2010 BUDGET	2010 ACTUAL	2011 BUDGET	2012 BUDGET
2012 088-340-301	CHECK COLLECTION FEE REVENUE	13,000.00	11,576.83	17,772.00	10,200.00
2012 088-370-000	MISCELLANEOUS REVENUE	.00	35.00	.00	.00
2012 088-399-999	TOTAL REVENUE	13,000.00	11,611.83	17,772.00	10,200.00
2012 088-475-105	SUPLIMENT SALARY	12,000.00	11,845.08	12,000.00	12,000.00
2012 088-475-109	CELL PHONE ALLOWANCE	.00	.00	.00	.00
2012 088-475-112	LONGEVITY	.00	.00	.00	.00
2012 088-475-200	SOCIAL SECURITY EXPENSE	918.00	886.35	918.00	918.00
2012 088-475-203	RETIREMENT EXPENSE	1,390.00	1,363.73	1,414.00	1,414.00
2012 088-475-204	WORKER'S COMPENSATION	50.00	18.78	15.00	15.00
2012 088-475-206	UNEMPLOYMENT TAX EXPENSE	50.00	23.24	25.00	25.00
2012 088-475-297	SUB TOTAL SALARIES & BENEFIT	14,408.00	14,137.18	14,372.00	14,372.00
2012 088-475-330	OPERATING EXPENSE	.00	671.06-	.00	.00
2012 088-475-335	COMPUTER MAINTENANCE EXPENSE	.00	2,245.85	3,400.00	1,564.00
2012 088-475-403	SCHOOLS AND TRAINING EXPENSE	.00	.00	.00	.00
2012 088-475-468	CELL PHONE	.00	.00	.00	.00
2012 088-475-495	MISCELLANEOUS EXPENSE	.00	.00	.00	.00
2012 088-475-573	OFFICE EQUIPMENT EXPENSE	.00	.00	.00	.00
2012 088-475-597	SUB TOTAL OTHER	.00	1,574.79	3,400.00	1,564.00
2012 088-475-998	EXPENDITURES-CA CHECK COLLEC	14,408.00	15,711.97	17,772.00	15,936.00
2012 088-999-999	TOTAL EXPENDITURES	14,408.00	15,711.97	17,772.00	15,936.00

ACCOUNT #	ACCOUNT NAME	2010 BUDGET	2010 ACTUAL	2011 BUDGET	2012 BUDGET
2012 089-340-601	CHECK COLLECTION FEE REVENUE	200.00	225.00	200.00	.00
2012 089-399-999	TOTAL REVENUE	200.00	225.00	200.00	.00
2012 089-476-010	TRANSFER TO GENERAL FUND	.00	.00	.00	.00
2012 089-476-330	OPERATING EXPENSE	350.00	.00	400.00	.00
2012 089-476-403	SCHOOLS AND TRAINING EXPENSE	.00	.00	.00	.00
2012 089-476-998	EXPENDITURES-DA CHECK COLLEC	350.00	.00	400.00	.00
2012 089-700-087	TRANSFER TO DA FORFEITURE FU	.00	.00	.00	.00
2012 089-999-999	TOTAL EXPENDITURES	350.00	.00	400.00	.00

ACCOUNT #	ACCOUNT NAME	2010 BUDGET	2010 ACTUAL	2011 BUDGET	2012 BUDGET
2012 092-330-300	COG REIMBURSEMENT	.00	.00	.00	5,500.00
2012 092-333-100	TYC CONTRACT	.00	7,413.00	.00	2,500.00
2012 092-339-000	DELTA COUNTY REVENUE	13,446.00	13,440.50	13,446.00	12,794.00
2012 092-339-100	FRANKLIN COUNTY REVENUE	27,101.00	27,102.25	27,101.00	25,938.00
2012 092-339-200	RAINS COUNTY REVENUE	27,601.00	25,300.88	27,601.00	26,694.00
2012 092-340-300	SUPERVISION FEES	.00	.00	.00	6,000.00
2012 092-360-000	INTEREST	.00	51.48	.00	1,000.00
2010 092-370-000	MISCELLANEOUS REVENUE	.00	182.00	.00	.00
2012 092-370-300	HEALTH INSURANCE CREDIT	.00	.00	.00	965.00
2012 092-390-010	TRANSFER FROM GENERAL FUND	83,276.00	83,276.00	80,778.00	82,988.00
2011 092-390-093	TRANSFER FROM PAYROLL	.00	.00	.00	.00
2012 092-399-999	TOTAL REVENUE	151,424.00	156,766.11	148,926.00	164,379.00
2012 092-570-104	DEPUTIES SALARIES	24,422.00	14,904.04	55,102.00	22,175.00
2012 092-570-112	LONGEVITY	.00	3,518.99	.00	.00
2012 092-570-200	SOCIAL SECURITY EXPENSE	1,868.00	1,423.39	4,445.00	1,696.00
2012 092-570-202	GROUP INSURANCE	.00	551.31	7,052.00	.00
2012 092-570-203	RETIREMENT EXPENSE	2,828.00	1,973.44	6,844.00	2,748.00
2012 092-570-204	WORKERS COMPENSATION	100.00	33.10	175.00	100.00
2012 092-570-206	UNEMPLOYMENT TAX EXPENSE	44.00	54.94	168.00	66.00
2012 092-570-297	SUB TOTAL SALARIES & BENEFIT	29,262.00	22,459.21	73,786.00	26,785.00
2012 092-570-330	SUPPLIES	2,254.00	.00	2,652.00	7,488.00
2012 092-570-331	DETENTION EXPENSE	57,488.00	71,867.38	57,488.00	57,488.00
2012 092-570-332	RESIDENTIAL PLACEMENT	43,200.00	52,306.48	.00	35,280.00
2012 092-570-334	TRAVEL & TRAINING	12,000.00	4,698.25	12,000.00	12,000.00
2012 092-570-335	COUNSELING, POLYGRAPH ETC	7,220.00	3,868.24	.00	2,500.00
2012 092-570-400	AUDIT EXPENSE	.00	.00	.00	4,500.00
2012 092-570-430	COMPUTER/OFFICE MAINTENANCE	.00	.00	.00	2,373.00
2012 092-570-470	TELEPHONE	.00	.00	.00	4,000.00
2012 092-570-490	FURNISHED TRANSPORTATION	.00	.00	.00	10,000.00
2012 092-570-495	MISCELLANEOUS	.00	.00	.00	1,000.00
2012 092-570-597	TOTAL OTHER	122,162.00	132,740.35	72,140.00	136,629.00
2012 092-570-998	TOTAL SUPERVISOR (TDCJ-CJAD)	151,424.00	155,199.56	145,926.00	163,414.00
2010 092-571-330	JUVENILE PAROLE SERVICES	.00	.00	.00	.00
2012 092-571-998	TOTAL COMM. CORRECTIONS (CSR)	.00	.00	.00	.00
2012 092-572-998	TOTAL COMM CORRECTIONS (ISP)	.00	.00	.00	.00
2012 092-573-998	EXPENDITURES MENTAL HEALTH	.00	.00	.00	.00
2011 092-700-090	TRANSFER TO JUVENILE PROB FU	.00	.00	.00	.00
2012 092-990-998	EXPENDITURES-ADULT PROBATION	.00	.00	.00	.00
2012 092-999-999	TOTAL EXPENDITURES	151,424.00	155,199.56	145,926.00	163,414.00